

SAPPHIRE

This book has been generated from a scan of the original and we cannot guarantee that it is free from errors or contains the full content of the original.



This compilation
copyright © Sapphire Publications

STRICTLY NOT FOR RESALE OR REDISTRIBUTION

HE
6185
C24E
T36
1923



POSTAGE STAMPS
OF
CANADA

By

Fred Jarrett

Copyright, 1923

With a complete check list of
the Postal Stationery of Canada,
by T. L. Derwent Kinton, M. A.

Sold by
"CANADIAN STAMP COLLECTOR"
BROCKVILLE, CANADA

Preface

In the following pages an attempt has been made to give serious collectors of B.N.A. stamps the information they require in a form which permits of easy reference.

No values have been given for the different items, it being considered that those who make use of this book are familiar with values and not always governed by existing catalogue prices.

The author wishes to express his appreciation of the fine spirit shown by the many collectors and specialists who have placed their collections at his disposal for the purpose of clearing up doubtful points.

Where possible, credit has been given for information taken from writings by other authors. It is unfortunate that just credit cannot be given to original authors for much of the data now commonly used by writers on B.N.A., and which must have been secured in the first instance at considerable expenditure of time and intelligent effort. In many cases the word (Howes) appears in brackets, indicating that information has been obtained from or corroborated in "Canada, Its Postage Stamps and Postal Stationery" by Clifton A. Howes.

FRED JARRETT

Pprovince of canada

IMPERFORATE

Engraved and printed by Messrs. Rawdon, Wright, Hatch & Edson, New York. All values with the exception of the 7½d and 10d were printed in sheets of 100, ten rows of ten. Imprint of makers appears on all values except 10d and 12d. These two values were believed to have been printed in sheets of 120, and no imprint has been recorded.

Imprint occurs eight times on each sheet. In the case of the 3d Beaver it is opposite the third and eighth stamps on the horizontal and vertical rows, with bottom of imprint next to stamps. In all cases it reads up on left, down on right and upside down on bottom margin. Printed in small 'diamond' type. The thin and laid paper printings bear no imprint.









Queen Victoria. Albert Prince Consort. Queen Victoria. Jacques Cartier.

½d ROSE

Issued August, 1857. Total issue 3,389,960. Normal shade is deep rose. Pale rose and bright rose frequently seen. Prepaid postage on newspaper in Canada.

VARIETIES

1. Stitch watermark vertically on right.
2. Double transfer. Lower portion of left frame line double. There are several similar varieties of interest to the specialist.
3. Short diagonal line extending outward from middle of right frame line.
4. Perforated 12. (January, 1859). Approx. 789,440. issued. Shades are deep rose and lilac-rose.

PAPERS

1. Thin hard wove.
2. Medium thick hard wove.
3. Thin soft horizontal ribbed.
4. Thin soft vertical ribbed.
5. Very thin soft.

The perforated ½d comes on the medium thick hard wove. Chronicled by early writers on thin ribbed paper but considered very doubtful.

3d BEAVER

Designed by Sir Sanford Fleming, then civil engineer and draughtsman. A Beaver skin was a standard of trade in the North West in the early days of the Hudson's Bay Company. The coins later issued by this company bore a Beaver as an emblem of value. The beaver was later officially used along with the maple leaf in the coat of arms of Canada. The 3d prepaid postage on inland letters and to Nova Scotia, New Brunswick, Cape Breton and Prince Edward Island.

First supply received from makers April 5, 1851. On sale April 23, 1851. Total issued to postmasters, 3,100,000 approximately.

SHADES & COLORS

1. Red (laid, wove, ribbed, all thin soft papers).
2. Deep red (wove paper).
3. Brown-red (wove paper).
4. Rose red (thin wove paper).
5. Scarlet-vermillion.
6. Orange-vermillion (laid paper).

The paper on which printings were made had much to do with the shade. The dark brown shade is due to oxidization.



VARIETIES

1. Double transfer. Line through "EE PEN" of "THREE PENCE". Figure "3" on lower left, lower right and top right shaded at bottom. Oval line surrounding "CANADA POSTAGE THREE PENCE" shows doubling under "EE PENCE" (See illustration).
   a. No line through "EE of "PENCE" but bottom of figure "3" on lower left and lower right is shaded and oval line surrounding "CANADA POSTAGE THREE PENCE" shows doubling under "EE PENCE."
   b. Bottom of figure "3" on lower left only is shaded and oval line surrounding "CANADA POSTAGE THREE PENCE" shows doubling under "EE PENCE."
2. Line of color from "P" in "POSTAGE" through "R" of "V.R."
3. Two vertical parallel lines of color running through "N" of "PENCE" and "GE" of "POSTAGE" and continuing through to bottom frame line, (See illustration.)
4. Horizontal line of color running from last "E" of "PENCE" through outer right frame line. (See illustration).

NOTE—To save space the illustration has been made to combine all varieties above listed.

5. Period after lower right "3".
6. Period between "THREE . PENCE."
7. Outer left frame line entirely missing.
   a. Outer and inner right frame line entirely missing.
8. Bisected diagonally for use in making up 7½d rate.

The 3d Beavers were printed from two plates. As the double transfer varieties occur on all papers, from the early laid to the late ribbed and medium thick wove, we assume that both plates were in use at the same time. On one plate there are eight stamps which are distinct double transfer varieties.

Plate 1.—The main double transfer variety is the seventh stamp from the left in the fifth row down. Variety (la) is the fourth stamp from the left in the fourth row down.

Counting as above, No. 52 shows the outer right frame line breaking away near top. No. 56 shows a distinct pearl in center of lower frame line. Nos. 62, 63, 64, 65 and 66 show a period between THREE. PENCE.

Plate 2.—No. 5 shows a vertical curved line to right of crown going to frame. Nos. 11, 21 and 31 show line to upper right side of crown. No. 32 shows upper right "3" joined to outer frame line by shading. No. 42 shows extra line in oval above crown at right. No. 55 shows double line to left of crown. No. 65 shows stroke through line of color in oval opposite "N" of "CANADA."

PERFORATED

January, 1859. Approximately 428,200 issued according to Howes' deductions which are accepted by the author as correct. Of a rather distinctive shade of brownish red, on medium hard wove paper.

1. Brownish red, Perf. 12.
2. Red, Perf. 12, on thin wove paper (?)
3. Perf. 14.
4. Percé en scie.
5. Percé en arc.
6. Close irregular perforations.
7. Double transfers.
8. Perf. 12 on thin ribbed paper (Howes).

PAPERS

Nine distinct varieties of paper may be listed. Although printers and paper men do not recognize "ribbed" paper, it is nevertheless a distinct variety,

easily identified. The paper described by some as "hard ribbed" is not considered distinctive enough to warrant listing. There is a second variety of laid paper, thicker and whiter. The thin soft ribbed is brittle and difficult to obtain in good condition. Even the thicker ribbed paper must be handled carefully to avoid thinning.

1. Laid (April 23, 1851.)
2. Pelure—laid lines not evident. (June 1852).
3. Medium white wove.
4. Thin yellowish oily surface.
5. Medium thick hard wove.
6. Thin soft cream colored, very fragile.
7. Thin soft ribbed.
8. Thick soft ribbed, ribbing farther apart (March, 1859).
9. Thick hairy rough paper.

MORE ABOUT DOUBLE TRANSFERS

The 3d double transfer is seen more frequently than the double transfer of the 5c Beaver, but doubtless more are in circulation owing to lack of information regarding the variety, and consequent failure on the part of collectors to retain possession of copies which come their way.

Auction prices range from $25 to $50 for the main variety. This valuation is low when we consider the stamp on the hundred-to-one basis, there being but one of the main varieties in each sheet of one hundred. Standard catalogues might well price the stamp on this basis, making due allowance for demand. In the case of the 5c Beaver, Gibbons prices the normal stamp at one shilling and the double transfer at ten pounds—two hundred times as much.

One catalogue speaks of "double strikes" which would imply a variety caused by the paper receiving two impressions. Another describes these as "double transfers," which is ambiguous, inasmuch as the word transfer may have reference to a paper transfer or to a transfer roll as used in transferring designs from the original steel engraving. The variety is also referred to as a "re-entry." Such haphazard and conflicting nomenclature lends

strength to the belief that none of us know what we are talking about, and the existence of this variety has yet to be correctly explained.

The theory is advanced by Howes that this plate variety in the 3d was caused by a slight impression of the transfer roller in the wrong position on the plate previous to the heavy impression sunk in the proper position. This theory is usually accepted as satisfactory.

But the doubling does not occur at one side of the design or extend all the way across the design at any point—it is most pronounced in the center of the design while the fine frame lines to the right and left are normal. It would seem impossible for a steel die having its cutting surface parallel to the surface in which it is to be impressed, to cut into the center without cutting at either end.

6d

Issued May 15, 1851. Total issue 350,478. Prepaid postage on letters to United States except California and Oregon, which required 3d additional.

SHADES

Grey violet or slate, and greenish grey, on the laid and early thin wove papers. Pale greenish black, brownish black and grey violet on medium hard wove papers. Dull purple on thin hard wove and thin soft wove. So great is the range of shades that a hundred copies might all differ.

VARIETIES

1. Stitch watermark. (Thick hard wove paper).
2. Double transfer. Upper right numeral "6" shows doubling. This occurs on several stamps at upper right corner of plate.
3. Bisected diagonally (3d) on laid, ordinary wove and thick soft wove papers.

PERFORATED

1. Gauge 12. January, 1859. Shade is grey violet. Paper is medium hard wove. Approximately 52,422 issued according to Howes' deductions.
2. Trial perforation. The author has examined a 6d of a shade corresponding to the legitimate Perf. 12 but with side perforations corresponding to the trial perforations of the 3d, and coarse, irregular perforations at top and bottom.
3. Donald A. King chronicles the 6d Perf. 12 bisected diagonally for use as 3d in a dark violet shade.

PAPERS

1. Laid (15th May, 1851).
2. Thin wove (1851 to 1857).
3. Medium hard wove (1851 to 1857).
4. Thick hard wove.
5. Thick soft wove.

7½d GREEN

Issued June, 1857. On hard wove paper. Shades are pale yellow green and deep yellow green. Sterling rate as well as currency rate shown. The stamp is rarer than catalogue would indicate. There are double transfer varieties, one being particularly noticeable in the lower, right figure of value. Width of oval varies slightly. (See footnote).

The 7½d prepaid postage to Newfoundland, British West Indies (including packet rate of 4½d for sea conveyance between Halifax and Bermuda—the rate being 9d if carried by ordinary U.S. Mails, British West Indies and Havana via New York). Prepaid book post up to ½-lb. to England.

10d BLUE

Portrait of Jacques Cartier from original painting in Hotel de Ville, St. Malo, France, Cartier's birthplace. Issued January, 1855. Total issued, 141,000. Thin, tough, oily wove paper and thick hard white wove paper. On both papers one might list pale blue and dark blue shades. Sterling rate also shown on stamp. Width of oval varies. (See footnote)

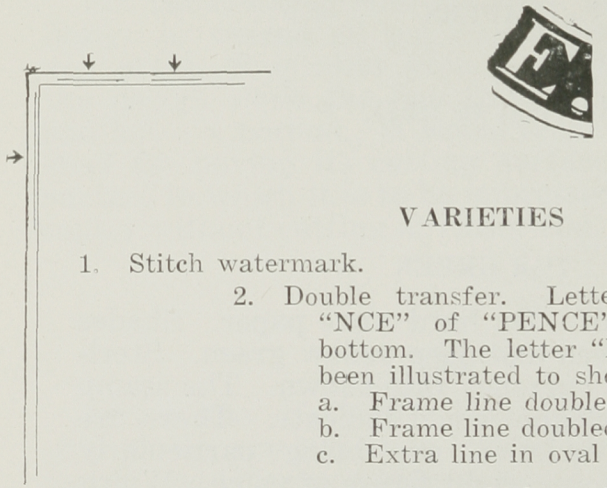

VARIETIES

1. Stitch watermark.
2. Double transfer. Letters "ANADA" and "NCE" of "PENCE" show doubling at bottom. The letter "E" of "PENCE" has been illustrated to show this variety.
   a. Frame line doubled, top.
   b. Frame line doubled, side.
   c. Extra line in oval at left.

(See illustration, which combines above)

Width of Ovals

The discovery of 'wide' and 'narrow' ovals in the 7½d and 10d stamps led to much discussion and controversy at the time. It was finally settled that the variations were due to shrinkage in the paper, which was moistened before printing and contracted unevenly when drying.

Watermarks

The watermarks listed are thought to have occurred at the side of the sheets on which the stamps were printed.



12d BLACK

Issued 14th June, 1851. 51,000 delivered Mar 4th, 1851. 1510 issued to postmasters; remainder destroyed by Government. Head of Queen Victoria from full length painting by Alfred Edward Chalon, R.A., ordered by Queen for her mother as souvenir of Her Majesty's first visit to House of Lords.

The 12d. was used as multiple of 3d and 6d. Only five copies are known on original covers.

In New England, New York, Upper and Lower Canada, the shilling had a different value. That there might be no misunderstanding, the stamp was given a value of 12d instead of One Shilling.

On laid paper and wove paper. A double transfer variety exists consisting of a distinct doubling of left frame line.

Date of Issue	Office	Postmaster	No. Issued
June 14, 1851	Hamilton	W. Hepburn	100
Oct. 17, 1851	Chippewa	J. Keefer	20
Nov. 13, 1851	Thorold	E. Ritchie	300
Nov. 25, 1851	Toronto	C. Berchy	200
Mar. 8, 1852	Montreal	J. Porteous	200
Sept. 14, 1852	Ingersoll	D. Phelan	100
Apr. 5, 1853	Bytown (Ottawa)	G. W. Baker	100
Oct. 20, 1853	Sherbrooke	Wm. Brooks	15
Jan. 13, 1854	Smith's Falls	Jas. Shaw	50
Jan. 20, 1854	Bytown (Ottawa)	G. W. Baker	100
Feb. 8, 1854	L'Islet	Ballantyne	15
Feb. 27, 1854	Ingersoll	Chadwick	20
Mar. 22, 1854	Sault Ste. Marie	Jos. Wilson	25
May 15, 1854	Port du Fort	McLaren	15
Oct. 21, 1854	Rowan Mills	de Blaquiere	50
Oct. 26, 1854	Melbourne	Thos. Tait	50
Oct. 27, 1854	Montreal	A. LaRocque	100
Dec. 4, 1854	Smith's Falls	Jas. Shaw	50

The above details are from an anonymous article, stated to have been prepared from absolutely accurate official records, which appeared in 1902 in the Metropolitan Philatelist:

The cancellation commonly used was of the concentric ring type, also known as 'target' and 'spider web' illustrated as No. 1. Types 2 and 3 were also used, the latter by Toronto. About 1855 a distinctive cancellation was given to 52 post offices, consisting of a number surrounded by four concentric rings, No. 4.



1 2 3 4

Apparently only the more important offices were given numbers, as in 1851 there were 601 post offices and in 1856 there were 1371. Not all of the numbers have been correctly identified as belonging to certain towns, owing to lack of authentic covers. In the list given, the towns printed in italics are still doubtful.

Number	Post Office	Number	Post Office
1.	*Barrie, U.C.*	23.	*Napierville, L.C.*
2.	Belleville, U.C.	24.	*Newcastle, U.C.*
3.	*Berlin (Kitchener) U.C.*	25.	*Niagara, U.C.*
4.	Bowmanville, U.C.	26.	*Oakville, U.C.* (*Owen Sound*)
5.	Brantford, U.C.	27.	Ottawa, U.C.
6.	Brighton, U.C.	28.	Paris, U.C.
7.	Collingwood Harbor (Brockville?)	29.	Three Rivers (Perth?)
8.	Chatham, U.C.	30.	Peterboro, U.C.
9.	Chatham, U.C.	31.	Picton, U.C.
10.	*Cobourg, U.C.*	32.	*Port Dover, U.C.*
11.	*Cornwall, U.C.*	33.	*Port Hope, U.C.*
12.	*Dundas, U.C.*	34.	Port Sarnia, U.C.
13.	Galt, U.C.	35.	Prescott, U.C.
14.	*Goderich, U.C.*	36.	*Preston, U.C.*
15.	*Guelph, U. C.*	37.	Quebec, L.C.
16.	Hamilton, U.C.	38.	St. Catharines, U.C.
17.	*Ingersoll, U.C.*	39.	*St. Hyacinthe, L.C.*
18.	Kingston, U.C.	40.	*St. Johns, L.C.*
19.	London, U.C.	41.	*St. Thomas, U.C.*
20.	Melbourne, L.C.	42.	Sherbrooke, L.C.
21.	Montreal, L.C.	43.	Simcoe, U.C.
22.	Napanee, U.C.		

44.—Smith's Falls, U.C.
45.—Stanstead, L.C.
46.—Stratford, U.C.
47.—Perth.
(Three Rivers?)
48.—*Toronto, U.C.*
49.—Whitby, U.C.
50.—*Windsor, U.C.*
51.—*Woodstock, U.C.*
52.—*York, U.C.*
(*Clifton?*)

The numeral "21" is a comparatively common one, being assigned to Montreal, the largest city. A second type is known for Montreal, Quebec, and Hamilton, Nos. 5. 6 and 7 respectively.



5 6 7

POSTMARKS

Most of the early postmarks were used as cancellations.

Postmasters were instructed to "carefully postmark letters on the address side with the name of the post office, the month and day of the month in which posted, and, except when prepaid by postage stamps, to mark the rate of postage in plain figures."

If the postage was paid in cash when the letter was posted they were to stamp or write the word "PAID" against the postage rate and mark the rate in red ink, but if unpaid the rate was to be marked in black ink.

If the receiving postmaster found that a letter had been under rated be was instructed to mark the additional postage with the words "MORE TO PAY" and his initial on the letter, No. 8.



8 9

Cancellations are in various colors. Black of course predominates. Blue, red, green, brown and pink are found, the latter colors being rarely seen. Belleville cancellations are invariably in blue. Ottawa and Kingston frequently used red, and Brantford blue.

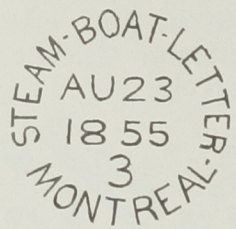

10



11

Nos. 10 and 11 are among the rarest postmarks. The earliest date seen by the author is Kingston, July 21, 1852, in red, on cover to Toronto bearing a pair of 3d Beavers. It differs from those illustrated in that no number is given under the year. As Quebec is No. 8 we assume the existence of at least eight "steamboat letter" cancellations.

Most of the town postmarks had their origin many years prior to 1851. England claims the invention of the postmark, and the earliest known type, used in London in 1660, is closely related in design to those used on Canadian letters. Nos. 12, 13 and 14 are examples of earlier types used in Canada. In No. 14 a designating letter is shown under the date.



12



13



14

It was the practice of some postmasters to write their initials inside the postmark, as in No. 15. Dates were sometimes written in. The double-lined type, No. 16, was used by Cobourg, July, 1858.



15



16

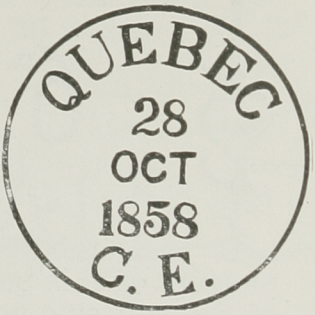

17

All three Toronto postmarks illustrated give the location of this city differently, i.e., "Canada" "Canada West" and "Upper Canada."



18



19



20

The letters LC represent Lower Canada; UC Upper Canada; CE Canada East and CW Canada West.



21



22



23

The amount of postage required was written in the upper right corner of the cover, or stamped with the amount in black, Nos. 24 to 31 inclusive.


24


25


26


27

If paid, the marking was in red. Many postmasters of this period did not take kindly to the use of the adhesive postage stamp, which had to be cut from the sheet, sold to the customer, and then defaced with the proper cancelling instrument. They considered they were entitled to a commission on stamps sold, and not receiving this they preferred to collect the rate in cash and stamp the letter "PAID."


28

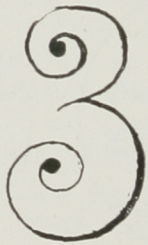
29


30


31

No. 28 appears on a ship letter, Halifax to New York, via Boston, and is interesting because of the use of an identical marking in the Boston office.

When the amount of the postage was paid in cash this rate marking was prefixed by one of the PAID marks illustrated, Nos. 32 to 36 inclusive. The prefix DUE was also used.


32

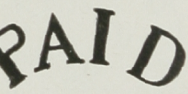
33

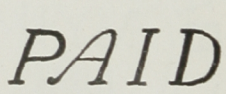
34


35


36


37

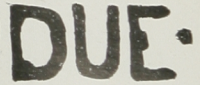
38

Markings which combined the work PAID with the rate were also used, Nos. 37, 39 and 40. No. 37 exists in a slightly smaller type.

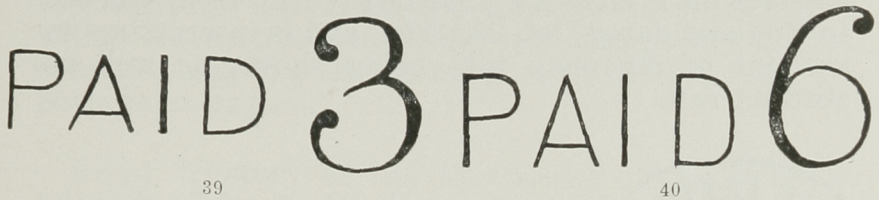

39 40

In Nos. 41, 42 and 43 we have a date postmark combined with the PAID mark. Type No. 42 is noted as early as May 1, 1851, in red on cover Toronto to Barrie. The Toronto mark, however, has the word PAID at the bottom. No. 43 appears on cover from Quebec to England dated Oct. 28, 1854.



41



42



43

It is really a British postmark, and is invariably in red. The small letter before the date is the private mark designating the stamper, each stamper in the Liverpool office between May 1851 and 1858 being supplied with and retaining his own individual date stamp.

The marking "MONEY LETTER" did not denote that the letter contained money, but that the postage had been paid in money. There is a second type one-third smaller than No. 44. No. 45 is found on mail to be forwarded to destination by ship, as, for example, letters from Halifax to Boston or New York.



44 45

Portions of No. 46 are often seen on Canadian stamps which prepaid postage on letters to England. It is a British postmark, invariably in red. No. 47 appears on a MONEY LETTER cover from Quebec to England dated Oct. 28, 1854, and is interesting on account of currency rate being shown as well as sterling rate.



46

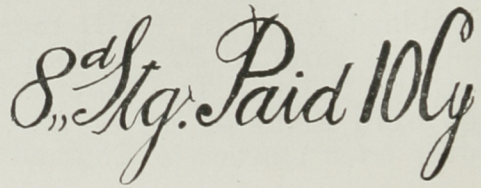

47

Letters to the U.S. usually bore the CANADA mark No. 48. Extract from first postal convention between Canada and U.S. signed May 25, 1851: "Offices designated for the despatch and receipt of U.S. mails on the side of Canada will stamp "CANADA" upon all letters sent into the United States for delivery." Additional markings, Nos. 49, 50 and



48

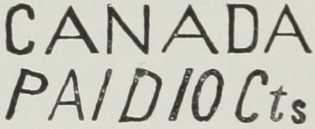

49

51 were used to indicate that 10c postage had been paid, 6d being accepted as the equivalent of the 10c rate required for U.S. letters.

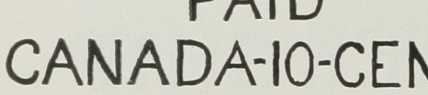

50



51

"On letters to the U.S. when stamps are affixed representing less than the amount of postage to which the letters are liable, the stamps are to be cancelled and the letters rated with the full rate of postage as unpaid."

From "History of the Postmarks of the British Isles" by John G. Hendy we learn that at the time the first adhesive stamp was issued, a letter was written by Rowland Hill stating that "all sorts of tricks are being played by the public, who are exercising their ingenuity in devising contrivances for removing the obliteration by chemical agents and other means. One contrivance is to wash the stamps over before the letter is posted, with isinglass or something else which acts as a varnish, and as the obliterating stamp falls on this varnish it is easily removed by soap and water."

The REGISTERED markings, Nos. 52 and 53 are noted as early as October, 1855, but doubtless existed as early as May, 1855. An agreement was made with the Post Office Department of the U.S. in October, 1856, whereby letters passing between the

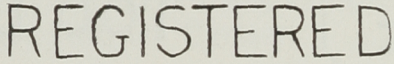

52



53

two countries could be registered for the additional fee of 3d, and if desired, a continuous record had of its transmission from the point of mailing to the point of destination.

Nos. 54, 55 and 56 are Railway Post Office markings, of considerable rarity as cancellations.



54



55



56

A contemporary ruling was in effect in the London, (England) District Post Offices that letters for the night mail could be posted for an extra payment of one penny up to 6.45 p.m. and 7.30 at the chief office. Letters on which this "LATE FEE" had been paid were impressed with a distinctive mark. It would seem that some similar practice was followed in Canada, presumably in the larger cities like Montreal. The marking "TOO LATE" was stamped on letters posted too late to catch the mail for which they were intended. Nos. 57 and 58 illustrate these markings.

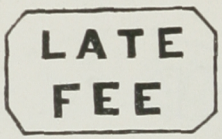

57

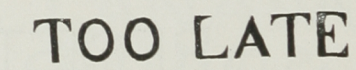

58

Government and official correspondence enjoyed franking privileges, and bore markings similar to Nos. 59 and 60.



59



60

PEN CANCELLATIONS

Extract from Post Office Department Circular dated Toronto, 21st April, 1851: "Stamps so affixed are to be immediately cancelled in the office in which the letter or packet may be deposited with an instrument to be furnished for that purpose. In Post Offices not so furnished the stamps are to be cancelled by making a cross (X) on each with a pen."

1859 ISSUE



Perf. 12. Date of issue July, 1859. Engraved and printed by "The American Bank Note Co., New York," formerly "Messrs. Rawdon, Wright, Hatch and Edson," the firm name being changed 1st May, 1858. Imprint occurs on all values except the 17c as described for the pence issue. The 10c bears the portrait of Albert, Prince Consort, and the 17c the portrait of Jacques Cartier.

1c ROSE RED

Pale rose-red.
Bright rose-red.
a. Imperf.
b. Faint background for "One Cent"

Note: A guide dot may be noted on the left side of colored oval background for Queen's head.

27,475,450 issued to June 30, 1868.

2c ROSE

(Issued 1st August, 1864)

Pale rose.
Bright rose.
a. Imperf.
b. Outer frame line at top and right continued till they cross.





5c BEAVER

Deep dull red (July, 1859).
Brick red.
Pale red
Double transfer.
Worn plate.
Bisected (2½c) diag. (Montreal ? 1868).
Imperf.

(39,792,172 issued to June 30, 1868).

10c PRINCE CONSORT

Red violet.
Dull violet.
Dull purple.
Brownish purple.
a. Imperf.
b. Bisected diag.
Brown.
Black-brown.

(5,799,698 issued to June 30, 1868).

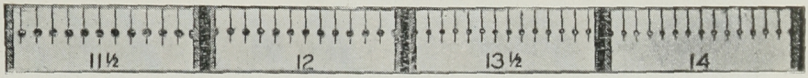

A hundred copies of this stamp might all differ slightly in shade. The black-brown is a very distinct shade. The diagonally bisected stamp was used from Bowmanville, U.C. Feb. 15, 1860.

12½c GREEN

Deep yellow-green.
Pale yellow-green.
Blue-green.
a. Imperf.
(3,176,632 issued to June 30, 1867).

A "guide dot" may be noted on the left side of colored oval background for Queen's head.

17c BLUE
(Jacques Cartier)

Deep blue.
Slate blue.
a. Imperf.
b. Double transfer.
c. Defective plate.
(599,999 issued to June 30, 1867).

In the double transfer a faint white line is seen under the "E" and a distinct white line above the "N" of "CENTS." The defective plate variety consists of a heavy blur above the right shoulder of the figure. On the backs of many of the stamps printed on thicker wove paper there is an offset impression of the stamp. A "guide dot" is sometimes noted outside the center of left frame line.

5c BEAVER DOUBLE TRANSFER

The line of color in the oval is doubled at left; particularly noticeable opposite letters "CAN" of "CANADA." This double line also shows in oval at right but is not so distinct. It occurs but once on the plate.

Thick hard wove (1c, 2c, 5c, 10c, 12½c and 17c).
Thick soft wove (1c, 5c, 10c).
Thin very white wove (5c).
Thin hard wove (5c).
Thin soft wove (5c).

Ribbed paper has not been listed. That which some writers refer to as ribbed is a hard paper which, when examined against the light, discloses faint lines of surface ribbing. This may be noted in the stamps of nearly all issues.

5c BEAVER MINOR VARIETIES

In the 5c Beaver there is a colored dot in the "C" of "CENTS" which occurs in five different positions. Another variety shows two similar dots in the "E" of "FIVE."

A distinct guide dot may be noted on some stamps at the lower left corner outside the frame line, with a similar dot in the center of the left frame line.

A small stroke of color may sometimes be noted above the lower right figure "5."

A rare variety shows the oval line bent in and joined under "FIVE."

"Corrugated" stamps have been noted, which apparently received several strokes of the perforating machine without sufficient force to perforate holes in the paper.

Double Strike

Entire sheet shifted at time of impression so that all stamps in sheet show double or heavy impression all fine lines of color being thicker.

Worn Plates

The fine cross-hatched lines forming the background for the numerals in corners show very dis-



tinctly on the early printings but on dated copies of 1860 we find this background more faint. It is not until 1865, however, that the background in the corners becomes distinctly worn. After 1865 this is not noticed so frequently and doubtless a new plate replaced this worn one in this year. Printings were made from several plates during the years that this stamp was in use.

Imperforates

The stamps were issued and used in an imperforate condition from several of the more important offices.

1859 POSTMARKS AND CANCELLATIONS

Four new cancellations were introduced with the issue of 1859. No. 64 it will be noted, corresponds to No. 3 of the Pence Issue, but with seven bars instead of nine. No. 62 is a "mystery" cancellation. No information has been available to explain the use of the number "516" in four concentric rings of a type similar to those used to enclose the numerals of the Pence Issue cancellations, which stopped at "52."



61



62



63



64

A cover dated April, 1867 is noted, bearing a four-ring numeral cancellation for "Clifton." Clinton was assigned the numeral "9" for the pence issue, but no mention is made of "Clifton." It is possible that some of the pence issue numeral cancellations changed their identity for the 1859 issue, in which case it would be impossible correctly to identify the four-ring numeral cancellations of the pence issue by means of 1859 covers.



65



66



67



68



69



70



71

Postmasters made use of cancelling marks of their own design, a few examples of which are shown, Nos. 65 to 71 inclusive.

No. 73 is similar to type No. 20 used for the pence issue, but it will be noted that this mark gives the additional information that the letter was posted in the morning or afternoon. The letters "AM" and "PM" were added to the postmarks used in the large cities. Nos. 74 and 75 are similar to pence issue cancellations, but with the addition of the letter "A" in

the case of Richmond Hill, and "B" in the case of Franktown. "A" was used for Hamilton with the pence issue. The significance of these letters is not known.



72



73



74



75

The postmarks used for this issue were in most cases smaller than those used for the pence issue. Nos. 76, 77 and 78 are examples. No. 76 for Quebec, is enclosed in a complete circle. Similar postmarks were supplied to Montreal, Toronto, Kingston and other large post offices.



76

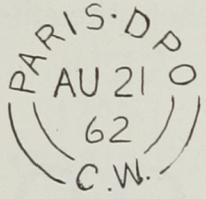

77



78

A duplex postmark was introduced for this issue and supplied to the more important offices. No. 79 is an example. This saved labor and served the purpose better, the cancellation falling on the stamp and the dated postmark appearing distinctly to the left. Another type shows the cancelling bars filling a wider circle.



79



80

No. 80 is the British postmark appearing in red on letters of this period which were addressed to England. Nos. 81, 82 and 83 are railway cancellations.

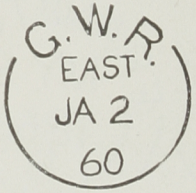

81

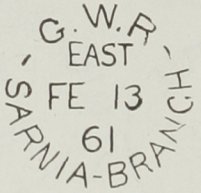

82

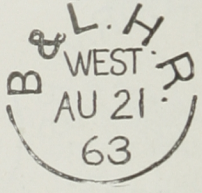

83

The Postmaster General recommended that where stamps were readily procurable prepayment in that form should be insisted on, and the principle of prepayment enforced by imposing an additional charge on letters which were posted unpaid. An act subsequently passed carried out these recommendations. Markings somewhat similar to those used for the pence issue to denote the amount of postage due or paid were used.


84

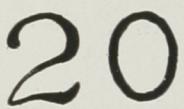
85

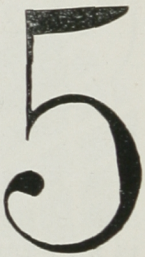
86

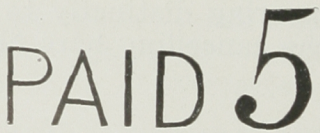

87

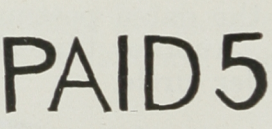

88



89

90

The rate on drop letters containing price lists was 1c per ounce and we find such covers bearing the mark No. 91 or having the words "Printed Circular" written in the corner.

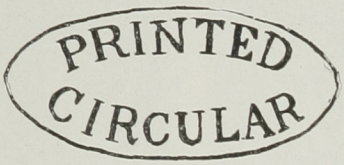

91

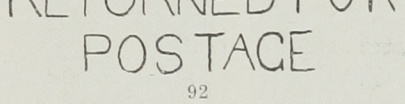

92

Portions of No. 93 may be seen on Canadian registered mail to England, usually in red. No. 94 is an interesting "PAID" postmark used only by Montreal. The "Too Late" mark of the Pence Issue appears in a new form for the 1859 issue, No. 95.



93



94

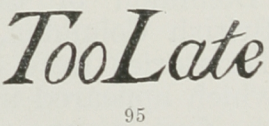

95

Some of the larger companies stamped their mail upon receipt. Examples of two of these markings are shown in Nos. 96 and 97. In rare instances



96



97

portions of these markings fell upon the postage stamp, to the confusion of the collector.

DOMINION OF CANADA









"LARGE CENTS" ISSUE

Issued April, 1868. On July 1st, 1867 the "British North America Act" combined the territory of Canada, Nova Scotia and New Brunswick into the "Dominion of Canada." Prince Edward Island, British Columbia, Rupert's Land and North West Territories were admitted later. The new stamps which appeared in the following year are therefore the first stamps of the Dominion of Canada. They were engraved and printed by "The British American Bank Note Co." at Montreal and Ottawa.

½c BLACK

Black.
Grey-black.
a. Chignon not shaded.
Watermarked.
Imperf. between horiz. pair.
(6½ millions issued).

1c RED-BROWN

Deep red-brown (Apr. 1868).
Red-brown.
Laid paper (Nov. 27, 1868).
Watermarked.

1c ORANGE AND ORANGE-YELLOW

Deep Orange (Jan., 1869).
Orange-yellow (May? 1869).
Pale orange-yellow (Sept. ? 1869).
Imperf.
(11½ millions of 1c stamps were issued, of which amount probably two-thirds were of the red-brown).

2c GREEN

Grass-green.
Deep green.
Pale emerald-green (1871).
Bluish green (1868).
a. Watermarked.
Bisected vertically (1c).
Guide dot lower left corner.
Fine line parallel with side and bottom of design extending so as to cross at lower left corner. (See cut.)
(Approximately 10,000,000 issued).

3c RED

Red.
Rose-red.
Laid paper (Aug. 31, 1868).
Dry plate.
Defective plate—upper left figure 3 shows defect.
Watermarked.

5c OLIVE GREEN
(1st Oct., 1875)

Olive Green.
Grey-green.

6c BROWN

Deep brown (Apr., 1868).
a. Watermarked.
b. Bisected diagonally (3c).
Yellow-brown.
(Approx. ten millions issued).

12½c BLUE

(1868 to 1888)
Deep bright blue (1868).
Deep blue.
a. Watermarked.
Pale dull blue.
(1,900,000 issued).





15c

Red lilac or mauve (Apr. 1868).
(There is a peculiar lustre to the coloring of the earliest printing that cannot be mistaken).
Dull violet-grey (1868).
a. Watermarked.
Dull grey-purple.
Clear violet (1880-81).
Deep slate (1881-88).
Slaty blue.
Greenish blue.
Slate purple (July, 1888).
Slate violet (May, 1890).
THIN LAID PAPER (Howes) (Mauve shade).
RIBBED PAPER (Howes) (Lilac grey).
IMPERFORATE (Brownish purple).
The 15c stamp was in use for 31 years.









WATERMARK

The watermark consists of portions of one or two letters from the words "E. & C. Bothwell Clutha Mills." The illustration is half normal size. The watermarked varieties are on all papers and all values except the 1c Orange and 1c Yellow. The 15c watermarked is the dull violet grey of 1868 and is very rare.

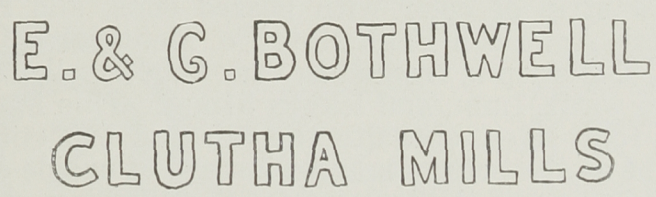

PAPERS

Thin hard transparent wove (Montreal printings).
Thick opaque wove.
LAID (a) Medium thick for 3c.
(b) Stout soft laid for 1c.

All values may be found on thin and thick papers as described, except the 1c orange and 1c yellow which are on thicker wove paper.

It is possible to subdivide the papers into a number of distinct varieties, particularly in the case of the ½c. The 3c comes also on a soft wove paper quite different from the usual wove.

VARIETIES

The diagonally bisected 6c was used in Nova Scotia. The vertically bisected 2c is on piece of cover with 1c orange of the later issue.

3c Dry Plate

Every line stands out distinctly. The impression is therefore not from a worn plate but from a plate which has been lightly inked or partially cleaned of ink at the time of printing.

Guide Dots

As in the 1859 issue, a small dot, which is con-

stant, may be found on nearly all values. In the ½c, 2c, 12½c and 15c it is seen in the lower left corner of the stamp. In all of the 1c stamps it will be found more to the right and close to the bottom of the design.

IMPRINTS

The imprint consists of colored capitals on a narrow strip of color with bossed ends, and reads "British American Bank Note Co. Montreal & Ottawa." The strip is framed in very thin parallel lines. Entire width 1mm. and length 51mm. This imprint is on four sides, opposite the 5th and 6th stamps, upright on the bottom margin instead of upside down as in the case of the imprint for the 1859 issue.

In addition, at the top of the sheet in the case of the ½c and 12½c stamps, the value appears in large capitals 4mm. high. This imprint is absent in the case of the 15c stamp.

The imprint on the 5c olive green is in capitals and lower case letters on a colored strip 56mm. long and 2½mm. wide, with a border of pearls, and reads "British American Bank Note Company, Montreal."

Examples of these imprints will be found illustrated for the Registration Stamps.

LATE ISSUE OF 5c

The die for the 5c value was prepared in 1867 with the other values but was not used, there being no rate requiring this denomination. The need for a 5c stamp arose in 1875 and the die was then used to make a plate for temporary use until a die could be obtained conforming in size and design to the other values of the small cents issue then being used. As the small 5c stamp appeared in February, 1876 it will be seen that the large 5c Olive-green was in use but four months, although doubtless some remainders were used up in the months immediately following.

POSTMARKS AND CANCELLATIONS

With the advent of the new issue for the Dominion of Canada, a change was made in the system of designating the important offices by number. Type No. 98 was used, consisting of two thick concentric rings enclosing the number. This type was supplied to sixty offices. A study of the few offices identified



98



99



100

by means of covers would suggest that the numbers were given out in order according to the size or importance of the city or town, and not alphabetically. The following numbers have been definitely identified:

1.—Montreal.
2.—Toronto.
3.—Quebec.
4.—Halifax
5.—Hamilton.
6.—London.
7.—St. John, N.B.
10.—Sydney, N.S.
11.—Fredericton, N.B.
12.—St. Catharines.
14.—Guelph.
21.—Woodstock, Ont.
26.—Owen Sound (?).
30.—Pictou, N.S. (?)
32.—Barrie.
36.—St. John's P.Q.?
42.—Sherbrooke.
43.—Windsor, N.S.
44.—Owen Sound.
45.—Perth.
47.—Napanee.
49.—Prescott.
50.—Pictou, N.S. (?).
54.—Truro, N.S.
56.—Brampton, Ont.

Type No. 99 affords another cancellation mystery. The number 627 is enclosed in four concentric rings as in the Pence Issue type, when the numbers went as high as 52 only. A similar cancellation in the 1859 issue gives the number 516. No information is available as to the significance of either of these high numbers. A new type of "37" appears for this issue, No. 100.

Nos. 101, 102 and 103 are for London, Ont., the first being a duplex postmark. It will be noted that London retains the same designating number as in the two-ring numeral cancellation.



101



102

There are several types of "home-made" cancellations for London, of which No. 103 is an example. The duplex cancellation, No. 104 gives Halifax a letter instead of a number as in the past.



103



104

"Home-made" cancellations were used frequently in many of the offices. These present some very interesting designs. Nos. 105 to 108 are given as examples. For some reason the space for the numeral is left blank in No. 107.



105



106

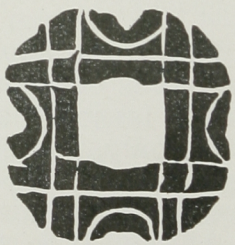

107



108

Nos. 109 to 112 are further examples of the "home made" cancellation, No. 109 being used by Toronto.



109 110 111

The "leaf" cancellation No. 112, is but one of several types, some quite crude and others most elaborate.



112 113

Nos. 114 and 115 are types of town and date postmarks introduced during this issue. Nos. 116, 117 and 118 are official bar cancellations commonly used, the latter two in New Brunswick.



114 115



116 117 118

No. 121 is a Halifax cancellation. The "WAY LETTER" cancellation, No. 122, was used previous to confederation in Nova Scotia and New Brunswick, where a regulation required mail couriers on the coach roads to accept letters for mailing when these were offered at a distance of not less than one or two miles from the nearest post office, and to place such letters in a locked letter pouch provided for the purpose, posting them at the first post office, where the postmaster stamped them with the words "WAY LETTER." After confederation this postmark continued in use in some of the offices as a cancellation. It is extremely rare as a cancellation on stamps of the 1868 issue.

No. 123 is the Vancouver, B.C., cancellation which continued in use for a short time after British Columbia entered confederation.

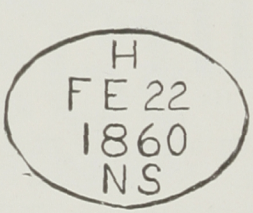

121

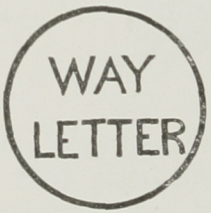

122



123

Three types of due and paid marks are illustrated, Nos. 124, 125 and 126, all used in New Brunswick.

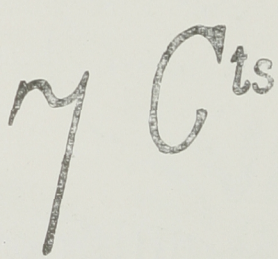

124

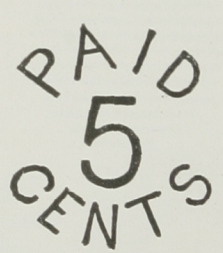

125

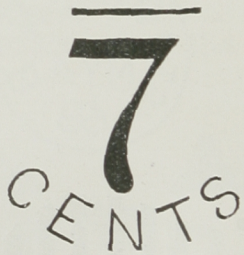

126

No. 127 is a distinctive type of town cancellation used in New Brunswick, the date being written in ink. Nos. 128 and 129 are types of "Registered" markings used for Fredericton and St. John, respectively, after confederation.



127



128



129

FRANKS

A distinctive "frank" marking was used by the Senate of Canada, consisting of an oval about one inch in length enclosing the words "Senate of Canada," the whole surmounted by a crown.

A marking consisting of the word FREE enclosed in a parallelogram surmounted by a crown was also used.

The following matter was exempt from Canadian postage in accordance with Post Office Department circular dated March 1st, -1868:

"All letters and other mailable matter addressed to or sent by the Governor of Canada; addressed to or sent by any Department of the Government, at the seat of Government at Ottawa, under such regulations as may from time to time be made by the Governor in Council; matter addressed to or sent by the Speaker or Chief Clerk of the Senate or of the House of Commons, or to or by any Member of either House, at the Seat of Government, during any Session of Parliament—or addressed to any of the Members or Officers in this section mentioned at the Seat of Government as aforesaid, during the ten days next before the meeting of Parliament; all public documents and printed papers sent by the Speaker or Chief Clerk of the Senate or of the House of Commons to any Member of either House during the recess of Parliament; and all papers printed by order of either House sent by Members of either House during the recess of Parliament."

SMALL CENTS ISSUE

PERF. 12








Engraved and printed by the British American Bank Note Co., Montreal & Ottawa. Three papers were used for the Montreal printings,

(a) medium to stout wove from 1870 to 1880.

(b) thin soft very white wove from 1870 to 1872.

(c) wove paper of thinner and poorer quality, which we find on the stamps issued 1878 to 1897. The Ottawa printings were on paper (c) and often toned grey or yellowish.

HALF CENT

Shade and Date	Paper
Grey-brown—(July, 1882)	(c)
Grey	(c)
Imperf.—(1891-1893?)	(c)
Imperf. between pair	(c)

Lateness of issue of ½c due to continued use of the large 1868 ½c, of which there was a large stock on hand.

ONE CENT

Shade and Date	Paper
Bright orange—(About March, 1870-73)	(a) (b)
Orange-yellow—(1873-1876)	(a)
Pale dull yellow (1877?)	(a)
Bright yellow—(1878-1897)	(a) (c)
(a) Imperf.	(c)

Bisected vert. (½c).

Printed both sides. Not offset. Mint Block of four sold by T. Allen, London, England, 1921.

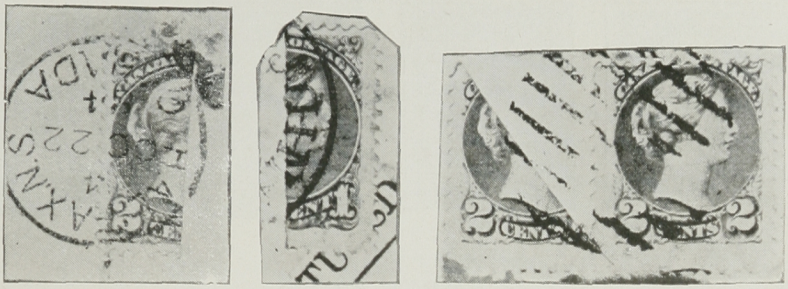

In some stamps the color seems to have permeated the texture of the paper, giving it a toned appearance. A yellow-ochre shade is sometimes found. In the author's collection there is a strip of three stamps mounted on piece of white wove paper with the word "Error" written across the three stamps, the shade being quite distinct from either orange or yellow.

The bisected variety was used in New Brunswick for newspaper rate. The specimen examined is on a New Brunswick newspaper bearing a Post Office notice stating that the 1c stamp could be bisected and used in this way.

TWO CENT

Shade and Date	Paper
Deep green—(1872)	
Pale green—(1872)	(a) (b)
Blue green—(1889-1891)	(c)

(a) Vert. ½ used as 1c (Scott) (Oct. 22, 1884).
(b) Diag. ½ used as 1c (Scott).
Dull sea green—(Jan., 1888).
Imperf.—(1891-1893?).

The vertically bisected 2c in the author's collection is postmarked "Halifax October 22nd, 1884." The diagonally bisected appears on cover with an entire 2c, making 3c rate which prepaid postage from Brantford to Elginburg. Postmarked 1886.









THREE CENT

Shade and Date	Paper
Dull red—(Jan., 1870)	(a)
Pale rose red—(1871-1873)	(a) (b)
Orange red—(May, 1873)	(a) (c)
Dull vermilion—(Apr., 1875)	(c)
Carmine—(1887)	(c)
Rich carmine rose—(1887)	(c)
Bright vermilion—pink back—(Apr., 1889)	(c)
Imperf.	(c)

Double transfer. Extra line above and below "Canada Postage." True plate variety.

Brown and black shades are oxidized or sulphuretted. There is a double strike variety, showing the word "cents" and the figures of value distinctly shaded at the bottom, due to faulty printing. There are other varieties consisting of spots and lines due to faulty printing. These are not plate varieties and are therefore not constant.

FIVE CENT

Shade and Date	Paper
Olive grey—(Feb., 1876-1888)	(a) (c)
Grey—(January, 1893)	(c)
(a) Imperf.—(1891-1893)	
Brownish-grey—(May, 1888)	(c)
Worn Plate, olive grey.	

SIX CENT

Shade and Date	Paper
Yellowish-brown—(January 1873-1890)	(a) (b) (c)
(a) Bisected (3c)	
Deep chestnut—(Oct., 1890).	(c)
Pale chestnut	(c)
(a) Imperf.—(1891-1893?)	
Deep chocolate brown (July 1893?)	(c)

EIGHT CENT

Shade and Date	Paper
Pale bluish grey	(a) (c)
(a) Imperf.—(1893).	(a)
Bluish slate	(a) (c)
Slate-purple—(January, 1897)	(a) (c)
Blackish purple	(a) (c)

(Approximately 7½ millions of the 8c were used).

TEN CENT

Shade and Date	Paper
Pale lilac-magenta—(Nov. 1874)	(a)
Deep lilac magenta—(Mar. 1876-1888)	(a) (b) (c)
Lilac-pink—(March, 1888)	(c)
Carmine pink—(1891?)	(c)
(a) Imperf.—(1891-1893)	
Brownish-red—(1894?)	(c)
(a) Imperf.	

There are many shades too minute to classify.

12½c AND 15c

The 12½c stamp of this series existed in finished state but was not issued. It is thought that a 15c stamp was also included in the set.

Proofs of both values were illustrated in Le Timbre-Poste for November, 1888 according to Howes with the information that the 12½c was of a lilac shade and the 15c in green, although a contemporary writer, W. C. Stone, claims he saw both stamps in a finished state with full gum, the 12½c in bright blue.

IMPRINT—"MONTREAL & OTTAWA"

All values, except the ½c, were printed in sheets of 100, ten rows of ten.

The first printing of the 1c, 2c, 3c, 5c, 6c and 10c stamps had the denomination in shaded Roman capitals 4mm. high over the 2nd and 3rd Stamps of the top row. Beginning over the 4th stamp, extending over the 5th and 6th, and ending over the 7th stamp, is the inscription "British American Bank Note Co. Montreal & Ottawa" in colorless Roman capitals on a strip of color 1mm. wide and 51mm.

long. This reads up on the left and down on the right. The existence of this imprint is doubted on the 5c and 10c values.

"MONTREAL"

In 1875 the Ottawa branch was discontinued and a new imprint reads "British American Bank Note Co., Montreal" in capitals and lower case letters on a colored strip 56mm. long and 2½mm. wide, with pearled border. On all four sides of sheet.

In the case of the 6c and 10c stamps, and possibly other values, the value SIX and TEN, 6mm. high, is found in shaded Roman capitals over the 9th stamp of the top row. The 5c has the wording FIVE CENTS over the first three stamps of the top row, with the Montreal imprint on the four sides. The 3c has the value THREE only, over the first two stamps of the top row, with the Montreal imprint in the center of the top and bottom rows only. The 1c has the Montreal imprint at top and bottom and no other marginal inscription.

The ½c stamp was printed in two panes of 100 stamps, side by side. The Montreal imprint appears six times; at top and bottom of each pane, and in left margin of left pane and right margin right pane. The reversed figures "1" and "2", 4mm. high, are above the top inscriptions on the left and right pane respectively, evidently designating the panes.

Although many plates must have been used for the different values, no system of plate numbering seems to have been used.

"OTTAWA"

In 1888 the engraving company was required to do its printing at Ottawa, and a third imprint 40mm. long and 1½mm. wide, reads "British American Bank Note Co. Ottawa" instead of Montreal.

The stamps were printed in sheets of 200, ten horizontal rows of twenty. The imprint occurs three times—in the middle of the top margin, over

the 10th and 11th stamps, twice on the bottom margin, beneath the 5th and 6th stamps and the 15th and 16th stamps. There were no side imprints. The denomination appears in the top margin at right and left, and in a new style of letter, reading ONE CENT, TWO CENT, THREE CENT, etc. The 2c value had a distinctive imprint 49mm. long, 2mm. wide, or somewhat larger than the Ottawa imprint of the other values. As the sheet was ten by ten with imprint at top and bottom only, this imprint was probably used prior to the smaller one described for the ten by twenty sheets.

IMPERFORATE

The imperforate stamps were sold by the Montreal Post Office and possibly post offices in other large Canadian cities. They are of course much more rare in used condition, preferably in pairs on original cover. Collectors are warned against singles, it being possible to cut the perfs off the common variety, leaving sufficient margins to deceive the unwary.

PERFORATIONS

The standard perforation for this issue is Gauge 12 or slightly under. Gauge 11½x12 was also used. Double perforations are frequently seen on the different values. A variety of the 3c and 10c exists with the figures of value above the Queen's head, as a result of careless perforation.

FREAKS

Stamps printed on creased paper are found, which when soaked and ironed out show blank spaces across the face of the stamp. A 1c value showing the letter "c" distinctly watermarked may also be noted. Nearly all values may be found with the design printed in reverse on the back, the sheet having received an offset impression by being laid on other stamps freshly printed.

3c PLUS 5c PAID

The variety is interesting because of the fact that the Post Office Act of 1875 required that the prepayment of postage was obligatory, and in this case a letter is noted, registered from Ottawa to Floral Park, U.S.A., Oct. 29, 1895, on which prepayment was made by a 3c stamp and 5c paid in cash, a large "5" appearing in black alongside the stamp.

DOT IN CORNER

In the lower left corner of the 1c, 3c, 6c and 10c stamps a small dot will be found. The position of this dot varies slightly. It exists on the earlier printings as well as the later ones.







20c SCARLET

Issued 17th February, 1893 (S.G.) Perf. 12, medium hard wove paper. Exists imperforate.

50c BLUE

Issued 17th Feburary, 1893 (S.G.) Perf. 12, medium hard wove paper. Exists imperforate.

The engraving shows Queen Victoria (20c and 50c) in widow's weeds, and is taken from the die of the Dollar Bill Stamps engraved twenty-five years previously. The sheets were in ten rows of ten, with imprint in a colored strip 38mm. long, 2½mm. high, with square ends, reading "British American Bank Note Co. Ottawa" within a pearled border, appearing at the top and bottom of the sheet.

Howes' figures show that approximately 520,000 of each value were used, but standard catalogues place a higher value on the 50c. The writer's observations lead to the belief that the 50c stamp is much commoner than the 20c.

"OFFICIAL" AND "SERVICE"

The stamps and postal stationery of the "Small Cents" issue are occasionally seen bearing the above words surcharged in black, blue or red, vertically and diagonally.

They do not belong to the legitimate emissions of Canada, and were discredited by the Post Office Department in a letter dated 18th May, 1885.

A stamp collector and dealer residing in Halifax, took it upon himself at the time of the Indian outbreak in the Canadian North West in 1884-85 to surcharge the stamps and stationery as above. His explanation of their use was that mail matter addressed to members of the militia of the various provinces required some means of distinguishing it from ordinary mail matter, in view of the prompt measures which were taken to call men to the service.

But while not official, the surcharging did not impair the postal value of the stamps and envelopes and they were permitted to pass through the Canadian mails.

BILL STAMPS USED POSTALLY

Bill stamps were sometimes used postally, although not authorized. The writer's collection contains a cover bearing a 1c yellow between two 1c brown bill stamps, the three paying a 3c rate. During the continuance of this issue the bill stamps were doubtless often affixed in error and did duty as postage stamps, due to the similarity in shade and design, especially in the case of the large 20c and 50c.

It was customary for postmasters to make their own cancelling instruments by cutting corks in designs to suit their fancy and purpose. To list all of these would be impossible, but some of the more artistically inclined postmasters used cancellations that are worthy of being recorded along with the official cancellations of this period.

Most of the pence issue cancellations, and those belonging to the 1859 and 1868 issues, appear on this issue, especially on the earlier stamps. A collection of colored cancellations is an interesting sideline, as many odd cancellations may be found in red, blue, green, purple, etc.

Varieties of concentric ring cancellations were used, types 130, 131 and 132.



130



131

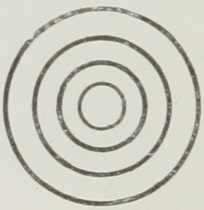

132

Duplex cancellations were now in common use, and two new types are illustrated, Ottawa being now designated as No. 1 and Hamilton as No. 5, types 133 and 134.

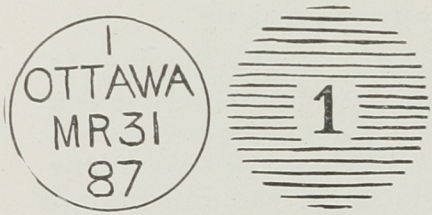

133



134

Registered mail was stamped with types, 135 to 140, the former being the earliest and of consider-

able rarity. Type 136 existed in several sizes and is still in use.



135



136



137

Types 138 and 139 appear on registered mail from Ottawa. The "crown" cancellations are as rare as the "Way Letter" cancellations of the 1868 issue and are as much sought after by collectors.

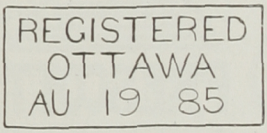

138



139



140

Types 141 to 145 are examples of home-made initial letter cancellations cut out of cork.



141 142 143 144 145

Another type of cancellation may be named the "star" type, of which there are scores of examples somewhat similar to No. 146. Types 147 and 148 are examples of Dead Letter Office markings of this period.



146

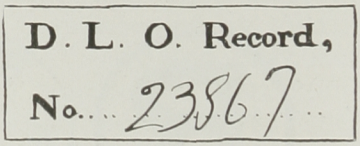

147



148

The "House of Assembly" marking is known as a postmark, a frank, and a cancellation. Type 150 was used by Fredericton, N.B., as well as Toronto, and doubtless other important offices. Type 151 was used by Quebec, Halifax and other important offices.



149



150



151

The "CALL" marking, No. 152 denoted that the letter was to be called for at the General Delivery wicket.

It was during this issue that the "precancel" privilege was introduced, of which two of the earlier types are shown, Nos. 153 and 154. Whole sheets of stamps were thus cancelled and handed to the purchaser for use on mail of a certain class, which was required to be taken to the post office in bulk, when it was allowed to pass without further cancellation.

These first precancels were applied with a roller. The date might be placed at 1892. Mekeel's Weekly Stamp News tells us that "the stamps were obliterated by a revolving self-inking canceler and were issued for use on 5th class matter, i.e., parcels, etc., to post offices with an annual revenue of $3,000 and over."

A cancellation was next introduced which gave the town and province, and these were printed in sheets by a press.



152 153 154

In 1904 a second type was introduced, consisting of the town name and name of the Province separated by two horizontal bars. These were only authorized for use by firms sending out a minimum of 25,000 pieces of a particular class of mail matter. It will be seen that few firms were able to use them. They were sold under conditions which precluded the possibility of the stamps being used again for the prepayment of postage. This type of cancellation quite superseded the "roller" types, in fact the use of the first type of precancel was strictly forbidden. At a later date the use of precancels was permitted for mailings consisting of a minimum of 10,000 pieces at a time.

No. 155 is a railway cancellation first seen for this issue. No. 156 is a "flag" type used for Toronto and is possibly the first advertising cancellation. The letter "F" denotes the postal station. Another flag type in use in Toronto shows each of the then postal stations, A, B, C, D, E and F.



155



156

The flag type, No. 157, is a very striking cancellation which did its work effectively without spoiling

the stamp from a collector's point of view. It is a Montreal duplex for 1896. No. 158 is self-explanatory.

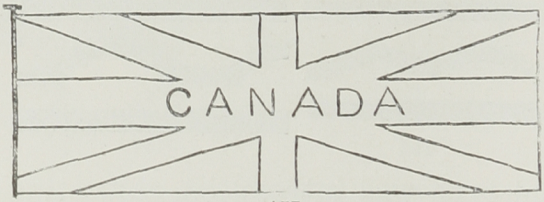

157



158

Type No. 159 is an example of a frank which is sometimes found impressed through error on the stamp. The Postmaster's Office, Toronto, employed a frank in 1888 consisting of an oval band containing the words "Post Masters Office Toronto" with the month, date, and year enclosed, usually impressed in blue. This is not known as a cancellation.



159



160

No. 160 purports to be the postmark of the first Military Field Post Office ever established in Canada, at Niagara Camp June 16, 1909. However, an earlier cancellation may be recorded reading "Royal Review, Exhibition Park Camp, Oct. 11, 1901, Toronto Army Post Office," in pale purple on five lines. A very striking design was used for a military postmark during the Great War. A circle surmounted by a crown, contains the wording "Canadian Overseas Expeditionary Force," with a maple leaf in the center over the date "Oct. 15, 1914" and the words "Field Post Office."

JUBILEE



ISSUE

June 1897

Perf. 12.

	Issued
½c—Black and grey-black	150,000
1c—Orange and orange-yellow	8,000,000
(a) Bisected (½c) (S.G.)	
2c—Green and deep green	2,500,000
3c—Carmine and pale carmine	20,000,000
5c—Slate blue and deep blue	750,000
Greenish blue.	
6c—Brown.	75,000
8c—Slate-violet.	200,000?
10c—Purple	150,000
15c—Slate.	100,000
20c—Deep vermilion.	100,000
Pale vermilion.	
50c—Pale ultramarine	100,000
$1—Lake.	25,000
$2—Deep violet.	25,000
$3—Bistre.	9,515
$4—Violet.	9,937
$5—Olive-green	12,660





Two distinctive cancellations were used for the Jubilee issue, as illustrated. Both cancellations were applied by means of an electric cancelling machine introduced about this date in the Montreal and Ottawa post offices.

Imprint at top of sheet reads "Ottawa No.-1" etc. The plate numbers for the different values are as follows:

½c—Plate No. 9.
1c—Plates Nos. 5, 6, 15 and 16.
2c—Plates Nos. 7 and 8.
3c—Plates Nos. 1, 2, 3, 4, 11, 12, 13, 14, 28, 29, 30 ,31.
5c—Plate No. 10.
6c—Plate No. 17.
8c—Plate No. 20.
10c—Plate No. 19.
15c—Plate No. 18.
20c—Plate No. 21.
50c—Plate No. 23.
$1—Plate No. 27.
$2—Plate No. 26.
$3—Plate No. 24.
$4—Plate No. 22.
$5—Plate No. 25.

"MAPLE LEAF" ISSUE

Maple Leaves appear in the four corners. Issued 1897 to 1898. Perf. 12.



	Quantities
½c—Grey black (Nov. 1897)	2,000,000
black	
1c—Blue green (Dec., 1897)	34,000,000
2c—Violet (Dec., 1897)	12,000,000
3c—Carmine (Jan., 1898)	44,000,000
5c—Deep blue on bluish (Dec., 1897)	3,500,000
a. Imperf.	
6c—Brown (Dec. 1897)	5000,00
8c—Orange	1,400,000
10c—Brownish purple (Jan., 1898)	500,000

Variations in the dimensions of these stamps may be noted, caused by uneven shrinkage of the dampened paper when drying after having been printed upon.

Imprints

Each sheet bore the imprint "Ottawa No.-1" or other number designating the plate. The following plates were used for the different values:

½c—Plate No. 1 (2 plates).
1c—Plates Nos. 1, 2 and 3.
2c—Purple, Plates Nos. 1, 2 and 3.
3c—Carmine, Plates Nos. 1, 2, 3, 4, 5 and 6.
3c—Surcharged, Plate No. 5.
6c—Plate No. 1.
8c—Plate No. 1.
10c—Plate No. 1.

QUEEN VICTORIA NUMERALS

Issued 1898. Perf. 12. Numerals of value replace maple leaves in bottom corners. The French-speaking population of Canada found difficulty in distinguishing the different values of the Maple Leaf set, on which no figures of value were shown, and this resulted in the above change.





½c—Black (Sept., 1898).
grey-black.
1c—Blue-green (June, 1898).
Deep green on toned paper.
2c—Purple (Sept., 1898).
Violet.
a. Bisected horizontally (1c).
b. Bisected diagonally.
c. Thick wove paper.
2c—Rose-carmine (20th August, 1899).
Rose-purple. (Peculiar shade, possibly due to an impression from the plates used for 2c purple before being thoroughly cleaned.
2c—Orange (cancelled Nov. 17, 1902) Error or changeling, sold by Kelton & Sloane, N.Y., April, 1922.)
3c—Rose-carmine (June, 1898).
a. Bisected vert. (1½c used with ½c for 3c).
5c—Slate-blue on bluish (July, 1899).
Prussian blue on bluish.

6c—Brown (Sept., 1898).
7c—Greenish yellow (23rd Dec., 1902).
8c—Orange-yellow (Oct., 1898).
Deep orange (Feb., 1899).
10c—Pale brownish purple (Nov., 1898).
Deep brownish purple.
a. Bisected diagonally (5c) with 2c to make 7c rate (Scott's 199th sale),
20c—Olive green (Dec., 1900).
(Approx. 500,000 issued).

BOOKLET BLOCKS

June, 1910

Blocks of 6, corner stamps imperf. two sides.
Issued June, 1900.
2c—Rose-carmine.

UNAUTHORIZED PROVISIONALS





Used from Port Hood, Nova Scotia, on 5th January, 1899 by Postmaster's assistant. Donald A. King, then employed in an official capacity in the Halifax Post Office, was sent to enquire into the matter at the time and seized all copies in possession of the enterprising philatelist who made them. These were afterwards burned in Halifax. Although not authorized they prepaid postage at the rates they represented. The illustrations show the manner in which the stamps were cut and surcharged. There were two varieties of each.

1c divided vertically and surcharged "1" in blue on 1-3 of 3c Q.V. Numeral, left of stamp.
a. Same, right of stamp.
2c divided vertically and surcharged "2" in violet on 2-3 of 3c Q.V. Numeral, left of stamp.
a. Same, right of stamp.

MAPLE LEAVES AND NUMERALS SURCHARGED





"2 CENTS" on 3c Queen Victoria Maple Leaves.
a. Inverted surcharge.

"2 CENTS" on 3c Queen Victoria Numerals.
a. Inverted surcharge.

The surcharges vary slightly in thickness of type and in spacing. The inverted surcharge comes at the top of the stamp.

IMPRINTS—Q.V. NUMERALS

Each sheet bore an imprint reading "OTTAWA No.-1" or other number as the case might be, designating the plate number. Plates were used for the different values as follows:

½c—Plate No. 1.
1c—Plates Nos. 1, 2, 3, 4, 5 and 6.
2c—Plates Nos. 1 to 12 inclusive.
3c—Plates Nos. 1, 2, 3 and 4.
5c—Plates Nos. 1, 2 and 3.
6c—Plate No. 1.
8c—Plate No. 1.
10c—Plate No. 1.
20c—Plate No. 1.
Surcharged 3c—Plates Nos. 5 and 6.

Note: A total of 4,120,000 of the 3c Maple Leaves and Numerals were surcharged. The surcharged Maple Leaves seem to be somewhat less common than the numerals so that the greater proportion of this total probably represented the 3c Numeral surcharges.

IMPERIAL PENNY POSTAGE COMMEMORATIVE STAMP



December, 1898. Perf. 12.

Known as the "Map Stamp." Designed by the Hon. William Mulock, Postmaster General. Design in black, British possessions in red, oceans in colors given. Variety with ocean in bronze or rusty brown is due to chemical action after stamps had been printed in regular colors. The author has examined sheets of these stamps on which this chemical action has set in, although the owner knew the stamps to be normal when placed in his vault at time of issue.

Imprint "American Bank Note Co. Ottawa" appears in small capitals at top and bottom of sheet.

Lavender (7th December, 1898).
Pale lavender.
Greenish blue.
Pale greenish blue.
Red color all omitted.
Imperf.

KING EDWARD ISSUE

Issued 1903. Portrait of King Edward VII. Perf. 12. A crown replaces the maple leaves in upper corners.



1c Pale green (1st July, 1903).
(a) Perforated through centre of stamp vert.
Deep green.
2c Rose-carmine (1st July, 1903).
Pale rose-carmine.
Pale rose-carmine.
(a) Imperforate.
(b) Hairline.

The 2c Imperforates first existed as printer's

waste which came into posesssion of a collector who realized their value and proceeded to realize on it. The Post Office Department defeated the enterprise by issuing in a regular manner large stocks of the 2c imperforate. These could be obtained from the Ottawa Post Office at face value up to, if not later than, April 1920. They were printed from two plates, and the imprint, at top of sheet, reads "OTTAWA No.-13" and "OTTAWA No.-14" respectively.

The Hairline variety shows coarse lines of color extending diagonally across the stamp.

5c—Blue on bluish (1st July, 1903).
Indigo on bluish.
(a) Imperforate (July 1907—S.G.). (Not known to author).
(b) Fine crossed lines which form background for "Canada Postage" and "Five Cents" quite faint.
7c—Olive-yellow (1st July, 1903).
Bistre (June, 1912).
10c—Brown-lilac (1st July, 1903).
Pale dull purple.
Dull purple.
20c—Pale olive green (27th Sept., 1904).
Deep olive green.
50c—Deep mauve (19th Nov., 1908).

BOOKLET BLOCKS

Blocks of four, corner stamps imperf. two sides.

1c—Green.
2c—Rose-carmine.



Cancellations

An interesting cancellation is illustrated. This appears on a 2c King Edward.

QUEBEC TERCENTENARY

Issued 16th July, 1908 to commemorate the three hundredth anniversary of the founding of the City of Quebec by Champlain. Perf. 12.





½c SEPIA

Prince and Princess of Wales, in 1908.

1c BLUE-GREEN

Jacques Cartier and Samuel Champlain.

Note: There is a hair line variety similar to that described for the 2c King George.





2c CARMINE

King Edward and Queen Alexandra.

5c INDIGO

Champlain's House in Quebec.





7c OLIVE-GREEN
Generals Montcalm and Wolfe.

10c VIOLET
View of Quebec in 1700.





15c BROWN-ORANGE
Champlain's Departure for the West.

20c DULL BROWN
Cartier's Arrival At Quebec

PLATE NUMBERS AND QUANTITIES ISSUED

½c—Plate No. 1	2,000,000
1c—Plate No. 3	22,530,000
2c—Plate No. 2	35,100,000
5c—Plate No. 2	1,200,000
7c—Plate No. 1	700,000
10c—Plate No. 1	500,000
15c—Plate No. 1	300,000
20c—Plate No. 1	304,000

NOTE—The plate Number appears at bottom of sheet in the case of the 1c value.

IMPERFORATE

All values are known to exist imperforate. They are extremely rare and are much sought after by the more advanced collectors.





First Issue



Second Issue

Issued 1912. Perf. 12. Portrait of King George V. The crown now bears a peculiar cross for which there seems to be no precedent. The Post Office Department have nothing to say in explanation of this. Careful examination of Canadian stamps discloses the fact that there are many points of difference in the crowns of the various issues.

1c—Yellow-green
a. "CANADA POSTAGE" in block letters. (Illustration shows this variety.)
Blue-green.
a. Hair line—fine horiz. line across stamp.
Deep bluish green.
Pea green on toned paper.
CHROME YELLOW (1922).

2c—Rose-red.
Deep rose-red.
Pale rose-red.
a. Hair line—fine horizontal lines across stamp. Plate No. 4, Imprint inverted at bottom of sheet. (February, 1912).
DEEP YELLOW GREEN (1922).
DEEP GREEN.

3c—Brown (1918).
Deep brown.

4c—Yellow ochre (1922).
(For postage to England and Nfld.).

5c—Deep blue.
Indigo.
Grey blue.
VIOLET (1922).

7c—Pale sage-green.
Olive-yellow.
YELLOW OCHRE. (1916).

10c—Brownish purple.
Reddish purple.
BLUE (1922).

20c—Olive green.

50c—Sepia.
Grey-black.

COILS

Perf. 12 Horiz.

On sale in automatic stamp vending machines.

1c—Pale green.

2c—Deep rose-red.

Perf. 8 Horiz.

On sale in automatic stamp vending machines.

1c—Yellow-green.
Blue-green.
CHROME-YELLOW.

2c—Carmine.
Rose-red.
Scarlet.

3c—Brown.

Perf. 8 Vert.

Sold in rolls for use in automatic stamp affixing machines.

1c—Green.
CHROME YELLOW (1922).

2c—Carmine.
Yellow-green (1922).

3c—Brown.
a. Dry plate variety.

Perf. 12 Vert.

3c—Brown.

Perf. 12 Horiz. with 2 Large Holes

1c—Green. (In 1918 the Toronto General Post Office stamp vending machine was supplied with stamps having in addition to the horizontal perf. 12, two holes 4½mm. in diameter and 7mm apart.)

BOOKLET BLOCKS

(Blocks of 4 and 6).
(Corner stamps Imperf. on two sides).

1c—Green on toned.
Green.
Blue-green.
Yellow-green.
CHROME YELLOW.

2c—Deep rose red.
Pale rose red.
Deep carmine.
Pale carmine.
YELLOW GREEN.

3c—Brown.

Issued October, 1916. During the time that Canadian troops were stationed in Bahamas it was deemed expedient to facilitate the prompt delivery of Canadian letters to both soldiers and civilians. A quantity of Bahamas 5d Orange and Black (staircase) stamps were overprinted in Ottawa, Canada.

SPECIAL
DELIVERY

in two lines, and put on sale in Canadian Post Offices. This stamp did duty in the same way as an American special delivery stamp on a Canadian letter posted in Canada for special delivery in the United States, or a Canadian special delivery stamp on an American letter posted in the United States for special delivery in Canada. 6,600 were overprinted.

5d Orange and Black overprinted as illustrated.
(a) Overprint double.
(b) Overprint double one inverted.
(c) Overprint inverted (30).
(d) Pair, one without imprint (5).

WAR TAX



DIE II DIE I

(First Issue)

Perf. 12.

1c—Yellow green.
2c—Carmine red.
Rose-carmine.

(Second Issue)

For some reason, never explained, the stamps which superseded those engraved with the words "WAR TAX" were printed from plates which showed two distinct varieties. In the brown stamp the rare variety is referred to as Die I. and in the carmine stamp the rare variety is Die II. In other

words, the variety which is rare in the brown stamp is common in the carmine stamp.

Die I shows a horizontal colorless line under the base of the "T" of 1Tc (One Cent Tax).

Die II. shows this colorless line half length under base of the "T", remainder of the line breaking into several dots or dashes.

2c plus 1c rose red, Die 1.
2c plus 1c bright carmine, Die 1.
2c plus 1c scarlet, Die 1.
2c plus 1c carmine-red (Sept. 1916) die II.
2c plus 1c brown (Sept., 1916) die 1.
2c plus 1c yellow-brown (Sept., 1916) die II.
2c plus 1c yelow-brown (Sept., 1916) die. 1.

COILS

Perf. 8 Vertically.
2c plus 1c rose-red, die 1.
2c plus 1c brown, die 1.
2c plus 1c yellow-brown, die II.
2c plus 1c deep brown, die II.

Perf. 12 Vertically
2c plus 1c brown, die 1.
2c plus 1c brown, die II.

Perf. 12 x 8 Vert.
2c plus 1c carmine-red, die 1.
2c plus 1c bright rose-red, die 1.





CONFEDERATION

Commemorating the 50th Anniversary of Confederation. Design shows "Fathers of Confederation" from original picture in Ottawa.

3c Bistre brown and dark brown.
a. Imperf.
Imprint reads "Ottawa No. A.9"

"WAR TAX"
5c, 20c and 50c OVERPRINTED DIAGONALLY

5c—Blue, overprinted in black.
20c—Olive-green overprinted in black.
50c—Sepia, overprinted in red.

An official circular dated 16th April, 1916 authorized the use of these stamps for postal purposes.

A copy of the 20c in the author's possession, on piece of original cover, is postmarked "Toronto, Apr. 19, 1915." The stamps were therefore accepted for prepayment of postage one year prior to the date of this circular. Copies are known used on registered mail, which must be fully prepaid.

Quoting from a letter of 13th June, 1919, from Superintendent of Postage Stamp Branch of the Post Office Department, Canada "..... early in 1915 a tax was imposed on wines and liquors, the Department of Inland Revenue being allowed to surcharge a certain quantity of these stamps as above. They immediately became purely revenue stamps, losing thereby all value for postage, and postmasters were warned at different times not to accept them for this purpose. The circular to which you refer did not allow the use of these stamps for postage purposes but referred to the one-cent and two-cent postage stamps surcharged WAR TAX and engraved in white, which up to that time could only be used to pay the war tax."

The above statement is hardly acceptable as final. The warning to postmasters "at different times" not to accept the stamps for postage indicates that they were being used for postage. Again, by whose error were these stamps, which, according to the above letter, were never intended for postal use, delivered to post offices.

No doubt these three stamps were intended for exclusive use by the Department of Inland Revenue, but (1) they bear no wording to indicate this, (2) they were sold by the post offices and (3) they did prepay postage, not by accident, but on registered mail.

2c—Orange.
a. Imperf.
Orange-red.
Vermilion.
Brick red (1888).
5c—Green.
Dark green.
a. Imperf.
Blue-green (1888).
8c—Bright blue.
Dull blue.
(40,000 used).





Issued November 1875. Perf. 12. White wove paper varying from thick to thin. Engraved and printed by British American Bank Note Co., Montreal and Ottawa. Printed in sheets of 50, ten horizontal rows of five.





Imprint reads "British American Bank Note Co., Montreal & Ottawa" in pearled frame appearing four times on sheet. Denomination TWO CENTS appears on top margin, but for the 5c and 8c stamps only the word FIVE or EIGHT appears. On the 2c stamps there is a large numeral "2" which is 7½ mm. high, over the last stamp in the top row (No. 5) but the 5c has none.

In 1888 when the work was done in Ottawa instead of Montreal new plates were made for the 5c, one hundred stamps to the sheet, ten rows of ten instead of ten rows of five. The word "MONTREAL" was omitted from the imprint.

POSTAGE DUE

Perf. 12.
Issued 1st June, 1906.

1c—Dull violet.
Red violet.
2c—Dull violet.
Red violet.
5c—Dull violet.
Red violet.



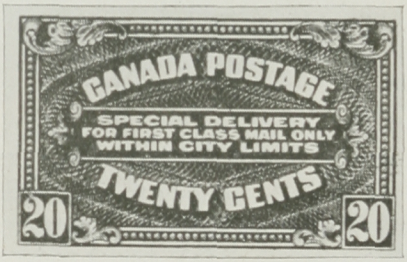



SPECIAL DELIVERY

Perf. 12.

A special delivery service was inaugurated and stamps issued 1st July, 1898. Printed in sheets of fifty, ten rows of five. A minor variety may be noted. The numeral "10" in the circle at right and left (earlier issue) is shaded, in contrast to the clean-cut parallel straight lines of the ordinary variety.

10c—Yellow green.
Deep green.
Blue green (1905).
20c—Scarlet. (Sept., 1922).

OFFICIALLY SEALED

Perf. 12.

Brown, on medium stout wove paper (1879).
(a) Imperf (?).
Black, on very thick blue wove paper (1905).
Black, on stout white wove paper (1907).
Black, on medium stout wove paper (1913).

These labels are rarely found in collections for the reason that the Post Office Department takes every precaution to see that none leave the Department. In spite of these precautions, however, rare copies do get into the hands of collectors. The large blue label is much rarer than its brown predecessor.



Second Issue, 1905



First Issue, 1879



Third Issue, 1913

The number of officials authorized to use the labels for the purpose intended is limited, as will be appreciated when their use is explained. From the wording we might correctly assume that the labels were used to seal dead letters retained in the Dead Letter Office. This is correct, but all dead letters were not sealed with such labels.

An envelope which contained correspondence of importance, or enclosures of value, and which could not be delivered to the addressee or returned to the sender, who might prove his identity and claim the letter at a later date, was "officially sealed" by the proper official. The presence of this seal was then a guarantee that the original contents of the letter were intact, should its rightful owner come forward at a later date.

The above is the explanation obtained by the

writer from an Ottawa philatelist of repute whose official position made it possible for him to pursue enquiries regarding the use of these labels which from earliest records have proved so mystifying to collectors. It will be noted that the use ascribed to the labels is in direct variance with the information given in Howes' book (pp. 222) that undelivered letters contained in envelopes on which the writer's name and address appeared on the outside and which had been opened in error were the only ones honored with one of these seals.

AIR MAIL "STAMPS"



The illustration (half-size) shows the only Canadian adhesive label with any status as an 'air mail stamp.' It is not, however, a true postal issue, as the following facts indicate:

The Aero Club of Canada had authority from the Dominion Government to issue a label which would designate mail to be delivered at Leaside Flying Field and from there flown to the Capital, Ottawa. These letters had to carry the correct amount of postage and the Aero Club label was affixed on the back of the envelope in accordance with regulations quoted later. This label did not prepay postage and was not a postage stamp in any sense, but without it the letter would not go by aeroplane from Toronto to Ottawa.

The labels were printed in the printing department of the United Typewriter Co., Toronto, on ordinary commercial gummed stock, perforated gauge 12. They were printed two on each piece, the paper being previously perforated and divided into pairs. An impression was made on the left half

and the piece turned about so that the second impression covered the right half. This was necessary as there was but one block from which to print, and it was on this account that all pairs are tête bêche.

Under date July 2, 1920, the Secretary, Post Office Department, Canada, writes: "..... no postage stamps were issued by the Post Office Department in connection with aerial mail flights. Stickers were, however, gotten up by the Aero Club of Canada, 30 Yonge St., Toronto, and these were sold to be affixed to the back of letter carried by aeroplane. There is no objection on the part of the Department to the use of stickers, provided they comply with the postal regulations. One regulation on the point reads: 'The affixing on the face or address side of letters or other mail matter of stamps isued in the interest of charitable institutions, etc., is not permitted, but there is no objection to such stamps being placed on the back of letters or other mail matter as stickers, provided they do not resemble postage stamps in form and design and do not bear numerals or indications of value. Letters or other mail matter bearing stamps of charitable institutions etc., on the face, will be returned to the senders as violating the postal regulations."

The Aero Club was authorized to print 3,000 only, and to retain possession of the plate or block when this number had been delivered. The block was delivered to the Secretary of the Club by the author, personally. The authority granted by the Government for the printing of these labels was doubtless necessary on account of the 'numerals or indications of value' which appear in the corners, each label having a value of 25 cents.

CANCELLATIONS

A distinctive cancellation was used by both Toronto and Ottawa. A single-lined ornamental frame enclosed the words (in four lines) "BY AERIAL MAIL, Aug. 27, 1918, Ottawa, Canada" on letters from Ottawa. Letters from Toronto to Ottawa bore the cancellation "AERIAL MAIL, Aug. 27, 1918, TORONTO, CANADA" in three lines enclosed in a double-lined parallelogram. Both cancellations are in purple.

CANADIAN POSTAL STATIONERY

By T. L. Derwent Kinton, M.A.

The field of Canadian Postal Stationery is one which has not received that measure of attention which it deserves. Even specialists, who devote their entire attention to Canadian stamps, have but a fair representation of the issues, varieties, and errors which exist in this interesting field. The stamped envelopes, postcards, letter cards and wrappers of the Dominion of Canada are well worthy of careful study, and, it is to be hoped, that they will receive that measure of attention which is their due as postal issues of this country.

Stamped envelopes were first issued in Canada in 1860. The month in which they appeared is a moot question, but it was very early in that year. February is given by Howes, and may be correct. The earliest date the writer has seen is March 16th, 1860.

There were two values, the five cent red and the ten cent black brown. The stock used was a good quality of laid paper, watermarked "Ca" over "POD" and was very similar to the paper used for the United States envelopes of the same period. They were manufactured by George F. Nesbitt of New York, for the British American Bank Note Co., who then held the contract for supplying Canadian stamps.

Only one issue of the ten cent envelope was required, but a second supply of the five cent value was called for in 1864. This resulted in a variety with a less rounded flap than the previous issue.

After Confederation the Government did not issue stamped envelopes until Oct. 6, 1877. This is the design illustrated and designated type 2. The values were 1c and 3c and the colors were blue and red respectively. The chief point of interest in this and subsequent issues down to 1896, was the varying

width of the cross vergures, or parallel laid lines running at right angles to the close laid lines of the paper. They were 18mm. apart in the issues of 1877, and in the issues of 1888 they were 24mm. apart. In the case of the 1c deep blue of 1896 the cross vergures were 27mm. apart. A few envelopes of the first issue had tongued flaps, but it was evidently an experiment, as the pointed flap is the type for all remaining issues down to 1896. One further variety remains to be noted in this series, and that is a 3c envelope on wove paper. I believe Mr. George A. Lowe first called attention to it.

In 1895 a special issue of 1c and 3c stamped envelopes was made by the Government for a firm in Brantford. They were ordered by Mr. Frederick Burnett. In a letter from him he states "that five thousand of the 1c and three thousand of the 3c stamped envelopes, official size, of buff paper, were issued by the Post Office Department." They were evidently made to meet a special need and are the only instances of any sort in which the Post Office Department has catered to the wishes of a private firm, with the single exception of the C.P.R. Letter Sheets.

On June 14, 1895, a 2c envelope was issued. It was intended for "drop letters" or letters mailed and delivered within municipal limits. The stamp was rather fantastic in design (Type 3).

When the contract with the British American Bank Note Co. expired in 1897 it was given to the American Bank Note Co. The latter company has invariably used a wove paper for stamped envelopes. Type 4 was the first issue by the new company, and appeared in April, 1898. The 2c violet was issued Jan. 2, but was changed to red in six days, to conform to postal regulations. 10,000 were issued. In addition, the size of the envelope for all values has remained constant, until December of 1922, when size F made its appearance. The design of the stamps of the envelope is very well done on the whole.

The new Company undertook to surcharge the 3c stamped envelopes that were in stock when the postal rate was lowered to two cents. It was crudely done with a hand stamp, and many varieties in position of the surcharge resulted. Double impressions are also to be found. The chief variety was a capital "C". It was evidently an error, for as soon as it was noted it was changed. Consequently it is very scarce. All previous regular issues of the 3c envelope were surcharged with the single exception of the 3c tongued flap. This adds size B of the 1877 issue to the check list of Howes. The small size of the same year is also to be found surcharged in violet.

The Edwardian and Georgian stamped envelopes require very little comment, as the design of the frame is the same in each case, and the embossed head is the only difference. Mention has already been made of the envelope designated Size F in the check list. The 1c and 2c envelopes now conform to the color changes of the stamps of the same value.

Post cards were first issued in Canada in 1871—considerably earlier than the issue of stamped envelopes for the Dominion. They were beautifully engraved and had an ornamental engine-turned border. The first issue bore the marginal imprint "British American Bank Note Co. Montreal & Ottawa," just inside the south border. A subsequent issue in 1876 omitted the "Ottawa."

In 1882 a cheaper method of production was adopted, the border was omitted and the stamp was the same as type 2 of the wrapper stamps. The words "Canada Post Card" were enclosed in a banderole, and below it was the injunction "The address to be written on this side." Type 1 of the wrapper stamp was never used for the post cards.

Blue was the normal color but there were numerous shades.

A curious and very rare error appeared in 1884 in the case of the reply card. The stamp was printed at the left of the banderole and not at the right hand side. This is due to the design being in two pieces. It is simply a printer's error—and they are not uncommon. The claim, that this error was due to cutting the cards incorrectly is easily proven to be false by the use of a millimeter scale. The very strict order that followed the appearance of these cards, calling for their immediate return to Ottawa, is the chief cause of their scarcity. In some cases the cards and the notice for their return were received at the same time.

Subsequent issues down to 1896 followed the designs of the wrapper stamp, and the illustrations are sufficient. The large business card of 1893 proved too cumbersome and was soon discontinued.

In the case of the cards the new company used the design of the stamps then current. Thus the Jubilee post card bore a stamp similar in design to the Jubilee stamp. At this point we may note an interesting error in the Jubilee card. It exists without the usual inscription in its ornamental border. The stamp alone was printed on the card. In the case of the four maple leaf reply card, there is a very rare error due to the reply portion being printed on the back of the message card. The reply portion is a complete blank.

The Edwardian and Georgian cards call for little comment, with the exception of noting that Georgian cards conform to the color changes introduced in 1922. Thus for the first time in its history the Canadian post card is printed in orange.

The business post cards were introduced in 1898 and were intended to allow firms to print advertising matter on the face of the card. The inscription "The space below is reserved for the address" indicated the portion of the card that might not be used for any

other purpose. It was printed in the center of the right half of the card. In the first Georgian business card this inscription was in French as well as in English. In the next issue—about 1915—a colored line was substituted and in addition a vertical line joined it at the left. This was soon omitted and now the colored horizontal line is used to indicate the portion reserved for the address.

The Postal Union Cards are the most beautiful cards that Canada has issued. They have all been line engraved and are in a class quite by themselves. The 2c post card to the United Kingdom was issued just before Canada was admitted to the Postal Union. It had a border very similar to the first post cards. The first card in this series bore the inscription "Union Postale Universelle." It likewise had the ornamental border and the stamp was slightly different in design.

A new card was issued in 1896. The frame or border was omitted and the design and inscription is as shown in the illustration. It is unquestionably the handsomest card Canada has ever issued. The normal color is a brilliant orange-red, but there is a very scarce carmine shade.

Here too, subsequent issues follow the design of the stamp, but the inscription has remained the same as that of the 1896 card. The color of the stamp has been a blue of varying shade. Early in 1922 the Georgian card in this series was surcharged "6 CENTS" in reddish brown with a solid block of color over the former value. The new value was enclosed in a hollow rectangle.

The letter cards introduced in 1893 did not prove very popular, and remained in use for about ten years. The fact that the gummed edges stuck together and that the perforated strips were easily severed, probably hastened their demise. Howes' list is complete in the case of the letter cards.

The varieties here, as in other cases, are very difficult to obtain. Perf "C"—the type in which the horizontal perforated line stops at the vertical lines, is quite scarce in both values, 1c and 3c. So far as the writer knows, the 2c value has not been found in this type of perforation. The Capital "C" surcharge is also quite scarce.

Newspaper wrappers first appeared in 1875. They were intended primarily to be used as such, but served similar useful purposes. The illustrations of the types of stamp used tell their own story, and the check list gives the sizes of these post bands, as they are also termed.

Since 1898 the design has been the same as that of the adhesives.

In 1907 the Department issued two new values, 2c and 3c, but they were not required, as the rate was soon reduced. The remainders were surcharged the next year.

About this time the wrappers bore the inscription "This wrapper to be used only by publishers for the sole purpose of mailing second class matter to the United States." They are a special type and are not sold to the general public.

The C.P.R. letter sheet was a special issue to that corporation and was intended to be used to give a monthly statement of earnings and expenses. It was issued in 1893 and was evidently an experiment, with the result that the sheets are correspondingly scarce. The stamp used was type 4 of the wrapper stamp.

The Inland Revenue Wrapper issued about 1877, is also quite scarce, and some doubt has been expressed as to whether it was ever used.



Type 1

Province of Canada

Laid paper, watermarked Ca POD Size 5½ x 3¼, type 1.
1860 Feb. 1 (?) Cream toned paper, flap rounded.
5c—Bright red.
10c—Black brown.
Bright red (error?)
1864 (?) Very white paper, flap more pointed.
5c—Bright red.
Unofficial reprints on pieces of white wove or vertically laid buff paper.
1868 5c—Bright red.
10c—Dark red brown.
On diagonally laid white or buff envelopes watermarked POD US. Size 5½x3 inches.
5c—Bright red.
10c—Dark red brown.

DOMINION OF CANADA
(Type 2)

SIZES

A.	5½x3⅛ in.	D.	5⅞x3½ in.
B.	6 x3⅜ in.	E.	6 x3½ in.
C.	9⅝x5½ in.	F.	9½x4⅛ in.

Laid paper, cross vergures, 18mm. apart. Pointed flap.
1877 Oct. 6—White paper.
Size A: 1c—Pale blue, deep blue.
3c—Red, rose.
Size B: 3c—Red, rose.
Same paper, tongued flap.
Size A: 1c—Blue.
3c—Red.

Laid paper, cross vergures 24mm. apart. Pointed flap.
1888 (?) Cream toned paper.
Size A: 1c—Blue, deep blue.
3c—Red, carmine.



Type 2



Type 3



Type 4



Type 5

Size B: 3c—Red, carmine.
Cross vergures 27mm. apart.
Size A: 1c—Deep blue.
White wove paper.
1895 (?) Size B: 3c—Carmine.
Laid paper, cream toned.
1895 June 14. Size B: 2c—Blue green, type 3.
1896 (?) Size A: 1c ultramarine, type 2.
Manila amber paper.
1896 (?) Size C: 3c—Red, type 2.
Size C: 1c—Ultramarine, type. 2.
Wove paper, cream toned.
1898 April (?) Size D: 3c—Bright red, type 4.
1899 July 22 Size D: 1c—Dark green, type 5.
1899 Jan. 2 Size D: 2c—Deep violet, type 5.
1899 Jan. 8 (?) Size D: 2c—Bright red, vermilion, Type 5.

SURCHARGED 2c IN BLUE-BLACK.

1899 Feb. 6 (?) Capital C: Size D: 2c on3c red of 1898.
Lower case C: Size A: 2c on 3c red of 1877 white paper pointed flap.



Size A: 2c on 3c red of 1877
(Also surcharged in violet.)
Size B: 2c on 3c red of 1877.
Size A: 2c on 3c red of 1888.
Size B: 2c on 3c red of 1888.
Size D: 2c on 3c red of 1898.

EDWARDIAN: On very white wove paper.

1905 Jan. 12 Size E: 2c bright red.
Mar. 1 Size E: 1c deep blue green, pale green.

GEORGIAN

Same frame design as Edwardian; white wove paper.

1912 (?) Size E: 1c green.
1912 (?) Size E: 2c bright red.
1921 August Size E: 3c dark brown.
1922 Sept (?) Size E: 1c orange.
1922 Sept. Size E: 2c green.
1922 Dec. Size F: 1c orange.
1922 Dec. Size F: 2c green.
1922 Dec. Size F: 3c brown.

WRAPPER STAMPS



Type 1



Type 2



Type 3



Type 4

POST CARDS

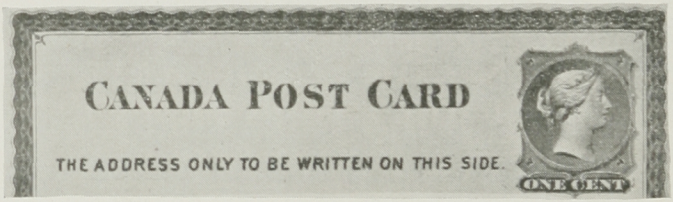

Type 1

Size 4⅝x3¼". Imprint "Montreal & Ottawa."
1871 June 1c dull blue, deep blue, light buff and pale buff.
Size 4¾x3". Imprint "Montreal" only.
1876 (end?) 1c dull blue, deep blue, pale buff card.
Inscribed "To United Kingdom." (Size 4⅝x3".)
1877 Jan. 1 2c deep yellow green, pale buff card.
Type 2 of wrapper stamp, size 5x3"., no frame.
1882 Apr. (?) 1c light blue, pale buff card.
Dec. (?) 1c plus 1c, slate, pale buff card.
Error, stamps at left.
1884 Sept. (?) 1c plus 1c, slate, pale buff card.
Type 3 of wrapper stamp.
1887 Feb. (?) 1c dull blue, pale buff card.
(?) 1c plus 1c slate, pale buff card.

1888 (?) 1c plus 1c slate green, pale buff card.
Error: Reply on back of message card.

Type 4 of wrapper stamp:

1891 Dec. (?) 1c dull ultramarine, pale ultramarine, pale buff card.

1892 Dec. (?) 1c plus 1c slate green (type 3 on reply card) pale buff.

1894 Oct. (?) 1c plus 1c grey black (type 4 on each card) pale buff.

Size 6x3⅝"—large business card.

1893 Feb. (?) 1c black, pale buff card.

Size 5½x3⅜".

1894 Feb. (?) 1c black, pale yellowish card.

1896 Apr. (?) 1c black, rough straw card.

Jubilee cards, size 5½x3⅜".

1897 June 19 1c black, pale buff card.
Variety: Inscriptions lacking.

Size 5½x3⅜". (Four Maple Leaves).

1898 Jan. (?) 1c green, dark green, pale buff card.

Size 5x3".

1898 June (?) 1c plus 1c black, pale buff card.
Variety: Reply printed on back of message card.

Size 5½x3⅜". (King Edward).

1903 Aug. (?) 1c green, pale buff card.

Size 5x3".

1904 Feb. (?) 1c plus 1c black, pale buff card.

GEORGIAN

1912 (?) 1c green, pale buff card, English only.

1912 (?) 1c green, pale buff card, English and French

1912 (?) 1c plus 1c reply card, green, buff card, English only.

1912 (?) Same, English and French.

1915 (?) 2c carmine, buff card, English only.

1915 (?) 2c carmine, buff card, English and French

1917 July Jubilee of Confederation, with comparative statistical data 1867-1917 relating to Canada's growth printed on left half of card.
2c carmine, buff card.

1922 Sept. 1c orange, pale buff card, English only.

1922 Sept. 1c orange, pale buff card, English & French.

1922 Sept. 2c green, pale buff card, English only.

1922 Sept. 2c green, pale buff card, English and French

BUSINESS CARDS

(Maple Leaves) Size 5½x3⅜".

1898 Jan. (?) 1c carmine, pale buff card.

1903 Dec. (?) 1c rose, pale buff card, (King Edward)

Georgian—Size 5½x3⅜".

1912		1c carmine, cream card, French & English.
1915	(?)	2c carmine, cream card, no inscription.
1915	(?)	2c carmine, cream card, with printed line.
1920	(?)	1c green, pale buff card, with printed line.
1920		2c carmine, pale buff card, with printed line.
1922	Sept.	1c orange, pale buff card, with printed line.
1922		2c green, pale buff card, with printed line.

Postal Union Cards



Inscribed "Union Postale Universelle."
Type 2, size 4⅝x3".

1879		2c yellow green, pale yellowish card.

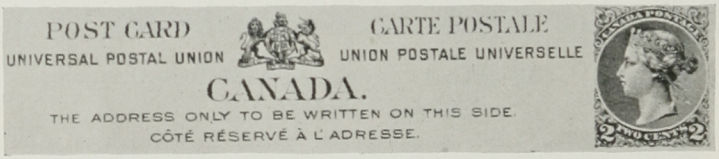

Size 5⅛x3".

1896	Oct. (?)	2c orange red, carmine, pale buff card.

Four Maple Leaf Design

1897	Dec. 1 (?)	2c deep orange red, pale buff card.
1898	June (?)	2c deep blue, cream card.

King Edward Design.

1904	Feb. (?)	2c deep blue, pale buff card.

Georgian



1912		2c deep blue, pale buff card.
		Type C
1922	Sept.	2c deep blue, pale buff card, surcharged 6 CENTS in reddish brown, type 4.





WRAPPERS

Type 1, Size 9½x5″.

1875 May — 1c dark blue, light buff wrapper.
Variety, stamp at left (size 11½x6½″)

Size 11⅛x4⅞″.

1881 Nov. (?) — 1c dark blue, blue, cream paper.

Type 2, size as last.

1882 May (?) — 1c aple blue, light buff paper.
1882 Aug (?) — blue, straw paper.
1885 — ultramarine, cream paper.

Type 3, size as last.

1887 May (?) — 1c ultramarine, thin white paper.
1888 — 1c ultramarine, cream paper.
1c ultramarine, light manilla paper.

Type 4, size 10⅜x4⅞″.

1892 Feb. (?) — 1c dark blue, thin straw paper.
Variety: stamp half way across wrapper.
1c blue, creamed paper.

Size 10¾x4⅞″.

1c dark blue, straw paper.
1894 Feb. (?) — 1c black, light buff paper.
black, light brown paper.

(Maple Leaves)

1898 June (?) — 1c dark green, manila paper.

(Edwardian)

1903 Oct. (?) — 1c dark green, manila paper.

THIS WRAPPER TO BE USED ONLY BY PUBLISHERS AND FOR THE SOLE PURPOSE OF MAILING SECOND CLASS MATTER TO THE UNITED STATES.

Size 15x6½″.

1907 July 11 — 1c dark green, manila paper (Inscription)
2c carmine, manila paper (Inscription) .

Size 13x8″.

3c slate violet, manila paper (Inscription).

1908 June 18 (?) — Last two wrappers surcharged:
1c on 2c carmine, type 5.
1c on 3c slate violet, type 5.

Georgian

1912 — 1c green with inscription; without inscription
1c orange, with and without inscription.



Type 1



Type 2

LETTER CARDS

Note: In Perf. A the horizontal and vertical lines of perforation cross at corners. In Perf. C the horizontal line of perforation stops at the vertical.

Type 1

1893 Feb. 17 — 3c carmine, blue-green card. Perf. A & C

Type 2.

1895 Oct. (?) — 1c black, blue-green card. Perf A & C
2c green, blue-green card. Perf. A

(Maple Leaves)

1897 Dec. (?) — 2c green, blue-green card. Perf. A

1898 Jan. (?) — 1c black, blue-green card. Perf. A.
3c carmine, blue-green card. Perf. A.
Surcharged "2c" in blue-black.

1899 Feb. (?) — 2c on 3c card of 1893, type 1.
2c on 3c card of 1893, type 2.
2c on 3c card of 1898, type 2.
Surcharged in violet.
2c on 3c card of 1893, type 2.

Four Maple Leaf Design

1900 Jan. (?) — 1c green, blue green card, Perf. A.
2c carmine, blue-green card, Perf. A.

LETTER SHEET

(C.P.R.)

1894 (?) — 1c black, gray blue laid paper.
1c black, white laid paper.

OFFICIAL STATIONERY

Inland Revenue Wrapper, Size 11x5⅛".

1879 (?) — Type a. 1c dark blue, cream paper.
Type b. Slightly different design and inscription.

Customs Post Card, Size 5⅛x3⅝".

1888 (?) — Plain front, manila card.
(Inscriptions on front), manila card.

RETURNED DEAD LETTER ENVELOPES

Size 6⅞x4¾".

1889 (?) 3c black, manila paper.

ESSAYS



The design illustrated exists on cardboard in carmine. Whether intended for postal card, wrapper or envelope, it was never accepted. The design, although elaborate, is equally as pleasing as those which were used.



PROOFS ESSAYS AND COLOR TRIALS

"Die" proofs are taken from the original steel engraving, one at a time. "Plate" proofs are from the finished plate. Essays are proofs from the original steel engraving, of designs not accepted. Color trials are plate proofs in various shades of color.

Die proofs usually have ample margins. In any proof taken from a plate the ink is delivered

from the lines in the plate to the paper pressed upon it, giving a fine sharp impression, and there is a perceptible body of ink transferred to the paper from the cut lines.

The actual beginning of a stamp is the artist's sketch showing a suggested design. If this is not discarded for another, the artist proceeds to perfect it, and an engraving is then made on steel. This design may finally be discarded in favor of something more desirable, when it becomes an "essay."

The design of a stamp having been finally approved, the question of color remains to be decided. The beauty of a stamp may be enhanced by proper choice of color. Proofs are made in various colors, and a choice having been made, everything is ready for the issuing of the "regular" stamp.

Proofs are occasionally seen with heavy pen-written strokes, and a portion of the proof missing. This is a tested proof, the possibility of removing a cancellation without changing the natural coloring of the stamp having been the subject of experimentation. After pen strokes have been made on the stamp a corner is cut off and kept for comparison with the remainder after it has been subjected to chemical experiments with a view to removing the cancellation. If the shade of the treated portion differs from the shade of the part held for comparison, it is sufficient evidence that any dishonest effort to remove a cancellation would change the color of the stamp.

Particularly skilled in his art is the engraver who can in the space of a thumbnail reproduce perfect portraits of important personages, whose privilege it is to criticize the slightest defect. Many difficulties must be overcome before a satisfactory "head" has been engraved and accepted.

Sometimes one engraving of a head or central design is used for a series of stamps. The engraving for each of the other values of the set is with-

out the center, and the master engraving of this center is used to complete the design. The blank oval in the stamp will be slightly larger than the size of the central design to allow for any slight variation in the centering which would otherwise mean an overlapping at some point.

The engravings for two of the heads used for the early Canadian stamps were used in later issues. Proofs from the original engraving of the head alone, as illustrated for the 7½d, are very rare. This illustration shows how a stamp design is "built up."

Proofs of stamps in color of issue bearing the word "SPECIMEN" were sent out to the chief postal administrators of all countries in the Postal Union, for purposes of reference, when a new design or change of color or any other obvious difference was made in the stamp, and if the P. O. Department deemed the difference important.

Quoting from Mr. R. Roberts, of London, England, "The usual number of sets surcharged "SPECIMEN" I understand to be about 1200. No single colony, however large or important, receives more than five sets of each. The higher values are not nearly so numerous. Imagine the rarity of any ordinary issue of 1200 sets. How far would they go round even if all came on the market. Most of them, however, are retained in official archives for reference purposes, and only those which are superfluous or not likely to be required actually come on the market.

"It is probable therefore that with very few exceptions these specimens are very, very much rarer than the stamps which are issued to the public. Collectors as a whole have not yet realized their true philatelic interest and value. A few pioneer collectors and specialists do and have done so for many years, and it is only a question of time when every serious collector will realize that here is a group of very collectable varieties full of philatelic merit, of considerable scarcity, to be had at very moderate cost."







Canada Bank Note Essay

CHECK LIST

PENCE ISSUE
(Essays)

3d Beaver—Black, larger than stamp as issued, design crudely executed by Sir Sanford Fleming.

1 Shilling—Black, design crudely executed by Sir Sanford Fleming. Same shape and with same central design as 3d essay. Inscription in an octagonal frame around central design instead of an elliptical one. Value expressed "One Shilling" with "1s" in each spandrel.

1d—Green, "Colony of Canada Postage One Penny" (See illustration).
Brown, as above.

No Value—Green, coronation head of Queen Victoria to right, "One Penny" at top, "Postage" at bottom around oval.
Same in Violet.

DIE AND PLATE PROOFS

½d—Color of issue, SPECIMEN vert. green.
Black SPECIMEN vert. carmine.
Brown.
Blue.
Rose, deep rose, pale rose, pale faded rose.
Orange.
Pale pink.
Pale green.

3d—Color of issue, SPECIMEN horiz. carmine.
Black, SPECIMEN horiz. yellow.
Color of Issue, SPECIMEN horiz. green.
Black.
Yellow.

6d—Black, SPECIMEN vert. yellow.
Grey, SPECIMEN vert. green.
Blue, SPECIMEN vert. carmine.
Blue-grey, SPECIMEN vert. carmine.
Grey, SPECIMEN vert. yellow.
Blue, SPECIMEN, vert. carmine.
Orange-yellow.

Red-lilac.
Purple.
Purple-black.
Dull purple.

7½d—Die proof of centre of stamp only, in violet.
Plate proof in black, SPECIMEN vert. carmine.
Plate proof in orange.
Plate proof in green.
Plate proof in black.

10d—Color of issue, on coarse yellowish wove paper sometimes mistaken for genuine stamp of issue.
Black, SPECIMEN diag. carmine.
Blue, SPECIMEN vert. carmine.
Black, thick paper, gummed.
Pale olive green.
Pale violet.
Pale pink.
Pale rose.
Orange.

12d—Black, SPECIMEN vert. carmine.
Black SPECIMEN vert. carmine at left.
Black, SPECIMEN vert. green.
Orange.
Green.
Blue (Die Proof).
Brown (Die Proof).
Lilac on bond paper (Die Proof).
Green on same piece with 10c, 1859 (Die Proof).
Blue on same piece with 10c, 1859 (Die Proof).

NOTE:—In all die proofs of the 12d a defect may be noted at the top of the letters "CE" of "PENCE."

1859 ISSUE

1c—Rose, SPECIMEN vert. black.
Rose, SPECIMEN diag. black.
Deep rose.
Black.
Orange.

2c—Green.
Deep rose.

5c—Color of issue, SPECIMEN horiz. black.
Pale yellow.

10c—Grey-black, SPECIMEN diag. carmine.
Black SPECIMEN vert. carmine.
Yellow, SPECIMEN horiz. carmine.
Black-brown, SPECIMEN in small letters.
Black.
Pale red-brown.
Vermilion.
Orange.
Yellow.
Grey-black.
Blue, on thin paper with 12d (Lithographic Proofs)

NOTE:—Proofs of stamps of different issues appearing on same piece were made after the stamps had become obsolete. A transfer proof was taken from each of the original dies and the double proof secured from a stone by lithographic process.

12½c—Green, SPECIMEN vert. carmine.
Olive-green, SPECIMEN, diag. black.
Grey-black, SPECIMEN vert. carmine.
Green.
Blue, pale blue.
Yellow.
Blue-green.
Black.

17c—Blue, SPECIMEN diag. carmine.
Blue SPECIMEN vert. carmine.
Black.
Orange.
Green.

1859 STAMPED ENVELOPES

5c—Red on thick yellow laid paper.
Red laid watermarked US POD instead of CA POD.

10c—Green, thick wove paper.
Chocolate brown on thick wove.
Deep chocolate brown thick wove.
Brown on white wove.

1868 "LARGE CENTS" ISSUE

Essays submitted by Canada Bank Note and Printing Co., Ltd. Design same as regular issue but head faces left.

1.—Orange-yellow on coated paper.
Pale yellow, coated paper.

2c—Olive, on cardboard.
Red, extremely thin laid (?) paper.
Green, same paper.
a. Marginal design showing freehand sketch of running horse.
Blue, on India paper.

3c—Black, on coated paper.
Red, same paper.
Carmine, same paper.

Proofs and Color Trials

12½c—Deep rose, die proof on India paper.
15c—Black, die proof on India paper.
1c—Color of issue, cardboard.
Blue, gummed, Perf. 12.
3c—Color of issue, cardboard.
5c—Green, cardboard.
Pale red-brown, cardboard.
15c—Deep lilac, cardboard.

1870 "SMALL CENTS"

1c—Pale red-violet, gummed, Perf. 12.
2c—Dull red, shade of 3c, 1870, on wove paper, gummed, Perf. 12.
3c—Green, on wove paper, gummed, Perf. 12.
5c—Color of issue (Olive green). Cardboard.
12½c—Lilac or bright blue.
15c—Green.
Howes' book (Page 124-5) states that the 12½c stamp existed in finished state. Undoubtedly it is extremely rare. Proofs of both values were illustrated in Le Timbre-Poste for November, 1888, according to Howes with the information that 12½c was of a lilac shade and 15c in green, although contemporary writer, W. C. Stone, claims he saw both stamps in a finished state with full gum and the 12½c was in bright blue.

1892-1893

8c—Die proof in blue grey.
20c—Die proof in deep vermilion.
50c—Die proof in color of issue.

REGISTRATION STAMP

5c Green, on cardboard.

MAPLE LEAF ISSUE

3c—Carmine, deep carmine.
Orange (cardboard).
Bright red (cardboard).
8c—Carmine rose on medium thick wove paper.

DIE PROOFS

The complete set ½c to 10c, printed in color of issue on India paper, exist with separate plate numbers for each value, i.e., F.102 for the ½c and consecutively to F-109 for the 10c. Below this number is the imprint "American Bank Note Co., Ottawa." This extends to either side of the stamp and is in the nature of a "plate" imprint.
The above set was obtained from a prominent Toronto barrister and collector of Canadian proofs, who writes: "The accompanying set of eight proofs were printed from dies in the possession of the American Bank Note Company at Ottawa, at the request of the Postmaster-General of Canada, for the purpose of presenting them to his Royal Highness the Duke of Cornwall and York (now His Majesty King George the V.) who was then (1901) about to visit Canada and who was known to be an enthusiastic collector of postage stamps.

This set was duly printed for the above purpose but was mislaid and could not be found when required for the presentation to his Highness. The accompanying set was subsequently found and presented to me by the order of the then Postmaster-General, who had been particualrly interested in the unique collection which I then had of proofs of Canadian stamps."
The set is mounted on white cards size 5x7.

JUBILEE ISSUE

All values in color of issue, on thin to medium thick soft wove paper.
Same, with SPECIMEN in small carmine type horizontally.
Same, with SPECIMEN hand-stamped in small type.

QUEEN VICTORIA NUMERALS



3c—Color of Issue. Wove paper of finer mesh than stamps of issue.
a. Various shades exist.
Imprint at bottom of proof reads "F-113" above "American Bank Note Co., Ottawa." As in the proofs listed for the Maple Leaf stamps we have here a "die" impression with a "plate" imprint. It will be noted that this number "113" is obtained by following the system of numbering used for the Maple Leaf stamps in sequence for the values of the Numeral stamps, and we may therefore assume the existence of similar proofs for all values.

KING EDWARD ISSUE

1c—Pale rose, gummed, imperf.
1c—Grey, gummed, imperf.
These differ from the stamp as issued in the respect that the figures of value are colorless.















Electrotyped and printed by Mr. Charles Whiting, Beaufort House, Strand, London. Yellowish toned paper.

Jan., 1861. Perf. 9.

2d—Rose .
a. Imperf. between pair.
b. Bisected (1d.)
Rose carmine.
3d—Blue.
a. Bisected (1½d.)
6d—Yellow-green.

ROULETTED

2d—rose.

1862. PERF. 11.

1d—Brown-orange.
9d—Bluish-lilac.
9d—Dull mauve.

1863-1868. PERF 11½-12

1d—Yellow-orange.
a. Bisected (½d.)
1d—Orange-buff.
1d—Yellow.











2d—Rose.
a. Imperf. between pair.
b. Bisected (1d.)
2d—Deep rose.
3d—Blue.
a. Imperf. between pair.
b. Bisected (1½d).
3d—Deep blue.
4d—Black.
6d—Yellow-green.
a. Bisected (3d.)
6d—Blue-green (1868).
9d—Lilac.
9d—Reddish-mauve.
a. Imperf. between pair.
b. Bisected (4½d).

PERF. COMPOUND OF 11 AND 11½-12

1d—Yellow-orange.
2d—Rose.
3d—Blue.
4d—Black.
6d—Yellow-green.
9d—Reddish mauve.

1867-1868. PERF. 11½-12. COARSE WOVE BLUISH-WHITE

2d—Rose.
Rose-pink.
a. Variety "TWC".

3d—Pale blue.
Blue.
4d—Black.
a. Imperf. between pair.
b. Bisected (2d.)

JUNE 1870. PERF. 12.

(Engraved and printed by British American Bank Note Co. of Montreal and Ottawa).
4½d—(3d. stg.)—Yellow-brown.
Deep brown.

JANUARY, 1872. PERF. 11½-12.

1c—Orange.
Yellow-orange.
Brown-orange.
3c—Rose.
a. Stop between "Prince.Edward"
b. Bisected (1½c).

PERF. 12 TO 12¼ LARGE HOLES

2c—Blue.
a. Bisected (1c).
4c—Yellow-green.
4c—Deep green.
6c—Black.
a. Bisected (3c).
b. Imperf. between vert. pair.
12c—Reddish mauve.

PERF. 12½-13, SMALLER HOLES

1c—Orange.
Brown-orange.
3c—Rose.

PERF. COMPOUND OF 11½-12 x 12½-13

1c—Orange.
3c—Rose.
a. Stop between "Prince.Edward"
Prince Edward Island entered Confederation 1st July, 1873, when the stamps were withdrawn and those of Canada substituted.

Essay





An enterprising American dealer issued a bogus 10 cent stamp which is herein illustrated. This made its appearance at the same time as the "cents" series of 1872, of which it was supposed to form a part. An essay for the 3c stamp is illustrated.

NEW BRUNSWICK



1



2

Engraved and printed by Messrs. Perkins Bacon and Co. Design shows Royal crown and heraldic flowers of the United Kingdom. On medium soft wove paper. Imperf.

3d—Red.
Pale red.
(a) Bisected (1½d).
(b) Watermarked large double lined "3".
(Sold by Burgher Bros., N.Y., 1921).

6d—Yellow.
(a) Bisected (3d).

1s—Mauve.
(a) Bisected (6d).
(b) Quartered (3d).

1890 REPRINTS

The reprints cannot be confused with the genuine stamps, being on thinner hard white paper. The 3d is pale orange, the 6d and 1s violet-black.



3



4



5



6



7



8

MAY, 1860 TO 1863

Engraved and printed by the American Bank Note Co., New York. Perf. 12.

1c—Brown-purple.
Purple.
Dull claret.
(a) Imperf. between pair.
2c—Orange (1863).
Orange-yellow.
5c—Brown (Connell).
5c—Yellow-green.
Deep green.
Bronze-green.
10c—Red.
a. Bisected (5c).
12½c—Indigo.
17c—Black.
(King Edward VII as Prince of Wales).

Charles Connell, Postmaster General of New Brunswick, authorized the issue of the 5c stamp bearing his portrait, and the stamps were printed, but owing to severe criticism these were not placed on sale, the stamp being replaced by one bearing the portrait of Queen Victoria. A few copies were retained as souvenirs when the stocks were destroyed, and some are known to have been postally used, but not officially. In either condition the stamp is extremely rare.



Engraved and printed by Messrs. Perkins Bacon and Co. Head of Queen Victoria on the 1d, Royal crown and heraldic flowers of the United Kingdom on 3d, 6d and 1s. Bluish paper. Imperf. (The 3d, 6d and shilling stamps are similar to type 1 of New Brunswick.)

SEPTEMBER, 1851.

1d—Red-brown (May, 1853)
3d—Deep blue.
(a) Bisected (1½d).
Bright Blue.
(a) Bisected (1½d).
Pale blue.
6d—Yellow-green.
(a) Bisected (3d).
(b) Quartered (1½d.)
6d—Deep green.
(a) Bisected (3d).
(b) Quartered (1½d.)
1s—Purple.
(a) Bisected (6d).
(b) Quartered (3d.)

The 1d stamp is on a distinctly bluish paper. Specimens on whiter paper are probably those from which the bluish color has been discharged. The 3d stamp is more often found on whiter paper.

1890 REPRINTS

All four values reprinted on thin, hard, white paper. The 6d is deep green and the 1s is violet-black.

The 1d is in a dark shade of brown which does not correspond with the original. There should be no difficulty in distinguishing the reprints from the originals.







1860 TO 1863

(Engraved and printed by the American Bank Note Co., New York.)

	PAPER.	
	Yellowish Wove.	White Wove.
1c—Jet Black	"	
(a) Bisected	"	
Grey-black	"	
(b) Imperf. vert. (pair)		"
Grey		"
2c—Grey-purple	"	"
(a) Bisected		"
Purple	"	"
Dull purple		"
Slate purple		"
5c—Blue	"	"
Deep blue		"
8½c—Deep green	"	"
Yellow-green	"	
10c—Scarlet	"	"
Vermilion		"
(a) Bisected		"
12½c—Black	"	"
Greyish black	"	

PROOFS AND ESSAYS

An essay of the 6d exists with the figure "6" enclosed in an octagon in the centre of a minute pattern of white and rose. "Six" is above and "Pence" below with "Nova Scotia" on the left and right sides. The figure of value also appears in each of the four corners.

Proofs of the "Cents Issue" were printed by the American Bank Note Company in almost every conceivable shade, with and without the word "Specimen."

CANCELLATIONS

The rarest cancellation (for some time thought to have been a surcharge altering the value from "Pence" to "Cents") is one showing the numeral "5" or "10" on the stamp.

The articles of agreement governing the postal service between Nova Scotia and the United States specified that letters should bear the stamp "Paid 6d" or "Paid 10 Cents" according to country of origin. This postal marking is in several styles, usually in two lines with "PAID" above and the value in a half circle under the word.

COUNTERFEITS

Counterfeits of nearly all values are known but are not considered dangerous. In the best counterfeit of the 6d the distinguishing feature is in the figure "6" which appears four times on the stamp, these figures being of a different shape and less heavy than in the genuine.

BISECTED STAMPS—PENCE ISSUE

When a reduced rate became effective requiring a stamp of the value of 7½d there was no stamp to fill the need and the use of the 3d stamp cut in half and used with the 6d to make up the rate was authorized. The stamps were to be cut diagonally.

Both the other values (3d and 1s) were also halved and even quartered. Although authority was not actually given for this, the use of such fractions was allowed without question. The stamps were invariably bisected diagonally and are rarely seen halved vertically.

CHECK LIST OF KNOWN VARIETIES

1s 10½d—Three 6d yellow green and one and one-half 3d dark blue.
9d—One and one-half 6d yellow green.
7½d—Half of shilling violet and half of 3d dark blue.
6d yellow green and quarter.
6d yellow green and half 3d dark blue.
6d dark green and half of 3d light blue.

Two and one-half 3d dark blue.
Two and one-half 3d light blue.
6d—Half of shilling violet.
4½d—One and one-half 3d dark blue.
3d—Quarter of 1s violet.
Half of 6d yellow green.
Half of 6d dark green.
Half of 6d dark green cut vertically.

The Province adopted a monetary system of dollars and cents in 1859. The new stamps were engraved by the American Bank Note Company of New York and were on sale October 1st, 1860. They were printed in sheets of one hundred arranged in ten rows of ten, with imprint on all sides.

QUANTITIES ISSUED

1c—1,150,000 (Not inclusive of remainders).
2c—1,000,000.
5c—3,950,000.
8½c—600,000.
10c—1,000,000.
12½c—600,000.

BISECTED STAMPS "CENTS" ISSUE

Although there was no necessity for bisected stamps in this issue, they were nevertheless used and were passed without question. Counterfeit "splits" were made up in the early nineties by the Coombes brothers of St. John's, New Brunswick. Splits of this issue should be scrutinized carefully, and the cancellation should appear on both stamp and cover. As in the Pence Issue the splits were invariably cut diagonally.

CHECK LIST OF KNOWN VARIETIES

15c—10c and half of 10c.
13c—12½c and half of 1c.
10c with 2c and half of 2c.
12½c—10c, 2c and half of 1c.
Two and one-half 5c.
10c—8½c, 1c and half of 1c.
5c—Half of 10c.
5c—Half of 10c vertically.
5c—Half of 10c horizontally.
5c—Two and one-half 2c.
2c—Half of 5c (County rate).

REMAINDERS

After Nova Scotia joined the Dominion of Canada the stamps of this Province ceased to be used. The remainders were later purchased by Messrs. A. A. Bartlett and Donald A. King for $18,000 and gradually put on the market. No remainders of the 5c value existed. It is unfair at this late date to stigmatize any of the stamps of this issue as "remainders" as catalogue prices reflect their true value regardless of their original source.

BRITISH COLUMBIA AND VANCOUVER ISLAND



Engraved and printed by Messrs. De La Rue and Co., in sheets of 240.

2½d—Deep dull red. Imperf. (1860).
Deep reddish rose, Perf. 14.
Pale reddish rose, Perf. 14.
2½d—Used as 3d. From 1864 to November 1st, 1865 the 2½d was sold for 3d and paid the 3d rate.

VANCOUVER ISLAND



(Watermarked Crown CC)
5c—Rose, Imperf. and Perf. 14 (1865).
10c—Blue, Imperf. and Perf. 14 (July 1865).
(a)—Inverted Watermark, Perf. 14.





(Vancouver Island annexed Aug., 1860)
3d—Deep blue—Watermarked Crown CC. Perf. 14 (1st Nov., 1865).
Pale Blue, Watermarked Crown CC, Perf. 14 (1867).

SURCHARGES

From 1867 to 1869 the 3d stamp printed in various colors was surcharged for different values.

	Perforation	Surcharge	Date
2c—Brown	14	Black	(Nov., 1867)
5c—Pale red	12½ & 14	Black	(April, 1869)
10c—Lake	12½ & 14	Blue	"
25c—Yellow	12½ & 14	Violet	"
50c—Mauve	12½ & 14	Red	"
1 dollar—Pale green	12½ & 14	Green	"

Perf. 14, 10c and 1 Dollar not known used.

The Province of British Columbia entered Confederation on July 20th, 1871, when the "Large Cents" issue of Canada (1868) were used.

FORGERIES

The surcharged stamps have been cleverly forged. The forgeries are well lithographed on stout yellowish wove paper, unsurfaced, perf. 13½. The V shaped middle of the M of Columbia comes down level with the upright legs of the letter and the G of Postage is a very distinct C. The surcharge is nicely done.